



EAST BAY DISCHARGERS AUTHORITY
2651 Grant Avenue
San Lorenzo, CA 94580-1841
(510) 278-5910
FAX (510) 278-6547

A Joint Powers Public Agency

COMMISSION MEETING AGENDA

Thursday, January 15, 2026

4:00 PM

Oro Loma Sanitary District Board Room
2600 Grant Avenue, San Lorenzo, CA

This meeting will be teleconferenced from the following location:
Days Inn, 8370 North Cracker Barrel Road, Tucson, AZ

Teleconference link: <https://us02web.zoom.us/j/89796898677>

Call-in: 1(669) 900-6833 and enter Webinar ID number: 897 9689 8677

1. Call to Order
2. Pledge of Allegiance
3. Roll Call
4. Public Forum

CONSENT CALENDAR

| | | |
|--------|---|----|
| MOTION | 5. Commission Meeting Minutes of December 18, 2025 | 6 |
| | 6. List of Disbursements for December 2025 – See Item No. FM4 | 13 |
| | 7. Treasurer’s Report for December 2025 – See Item No. FM5 | 16 |

REGULAR CALENDAR

| | | |
|-------------|---|----|
| INFORMATION | 8. General Manager’s Report (The General Manager will report on EBDA issues.) | 9 |
| INFORMATION | 9. Report from the Managers Advisory Committee (The General Manager will report on Managers Advisory Committee activities.) | 9 |
| INFORMATION | 10. Report from the Financial Management Committee (The General Manager will report on the meeting.) | 11 |
| MOTION | 11. Motion to Approve the Mid-Year Budget Adjustment for Fiscal Year 2025/2026 – See Item No. FM8 (The Commission will consider the motion.) | 31 |
| INFORMATION | 12. Report from the Operations and Maintenance Committee (The Operations & Maintenance and General Managers will report on the meeting.) | 35 |

Agenda Explanation
East Bay Dischargers Authority
Commission Agenda
January 15, 2026

| | | |
|-------------|---|-----------|
| INFORMATION | 13. Report from the Regulatory Affairs Committee (The General Manager will report on the meeting.) | 43 |
| INFORMATION | 14. Items from the Commission and Staff (The Commission and staff may address items of general interest.) | 62 |
| | 15. Adjournment | |

Any member of the public may address the Commission at the commencement of the meeting on any matter within the jurisdiction of the Commission. This should not relate to any item on the agenda. It is the policy of the Authority that each person addressing the Commission limit their presentation to three minutes. Non-English speakers using a translator will have a time limit of six minutes. Any member of the public desiring to provide comments to the Commission on an agenda item should do so at the time the item is considered. It is the policy of the Authority that oral comments be limited to three minutes per individual or ten minutes for an organization. Speaker's cards will be available in the Boardroom and are to be completed prior to speaking.

In compliance with the Americans with Disabilities Act of 1990, if you need special assistance to participate in an Authority meeting, or you need a copy of the agenda, or the agenda packet, in an appropriate alternative format, please contact the Administration Manager at the EBDA office at (510) 278-5910 or juanita@ebda.org. Notification of at least 48 hours prior to the meeting or time when services are needed will assist the Authority staff in assuring that reasonable arrangements can be made to provide accessibility to the meeting or service.

In compliance with SB 343, related writings of open session items are available for public inspection at East Bay Dischargers Authority, 2651 Grant Avenue, San Lorenzo, CA 94580. For your convenience, agenda items are posted on the East Bay Dischargers Authority website located at <http://www.ebda.org>.

**Next Scheduled Commission meeting is
February 19, 2026 at 4:00 pm**

GLOSSARY OF ACRONYMS

| | | | |
|---------------|---|----------------|---|
| ACWA | Association of California Water Agencies | DSRSD | Dublin San Ramon Services District |
| AQPI | Advanced Quantitative Precipitation Information | DTSC | Department of Toxic Substances Control |
| AMP | Asset Management Plan | EBDA | East Bay Dischargers Authority |
| ANPRM | Advanced Notice of Proposed Rulemaking | EBRPD | East Bay Regional Park District |
| BAAQMD | Bay Area Air Quality Management District | EIS/EIR | Environmental Impact Statement/Report |
| BACC | Bay Area Chemical Consortium | EPA | United States Environmental Protection Agency |
| BACWA | Bay Area Clean Water Agencies | FOG | Fats, Oils and Grease |
| BPA | Basin Plan Amendment | GASB | Government Accounting Standards Board |
| BCDC | Bay Conservation and Development Commission | HEPS | Hayward Effluent Pump Station |
| BOD | Biochemical Oxygen Demand | JPA | Joint Powers Agreement |
| CARB | California Air Resources Board | LAVWMA | Livermore-Amador Valley Water Management Agency |
| CASA | California Association of Sanitation Agencies | LOCC | League of California Cities |
| CBOD | Carbonaceous Biochemical Oxygen Demand | MAC | Managers Advisory Committee |
| CDFA | CA Department of Food & Agriculture | MCC | Motor Control Center |
| CEC | Compound of Emerging Concern | MCL | Maximum Contaminant Level |
| CEQA | California Environmental Quality Act | MDF | Marina Dechlorination Facility |
| CFR | Code of Federal Regulations | MG | Million Gallons |
| CMMS | Computerized Maintenance Management System | MGD | Million Gallons per Day |
| COH | City of Hayward | MMP | Mandatory Minimum Penalty |
| CPUC | California Public Utilities Commission | MOU | Memorandum of Understanding |
| CSL | City of San Leandro | MSS | Mixed Sea Salt |
| CTR | California Toxics Rule | N | Nitrogen |
| CVCWA | Central Valley Clean Water Association | NACWA | National Association of Clean Water Agencies |
| CVSAN | Castro Valley Sanitary District | NBS | Nature-Based Solutions |
| CWA | Clean Water Act | NGO | Non-Governmental Organization |
| CWEA | CA Water Environment Association | NOX | Nitrogen Oxides |
| DO | Dissolved Oxygen | NPDES | National Pollutant Discharge Elimination System |
| DPR | Department of Pesticide Regulation | NPS | Non-Point Source |

GLOSSARY OF ACRONYMS

| | | | |
|------------------|--|---------------|--|
| O&M | Operations & Maintenance | SSMP | Sewer System Management Plan |
| OLEPS | Oro Loma Effluent Pump Station | SSO | Sanitary Sewer Overflow |
| OLSD | Oro Loma Sanitary District | SWRCB | State Water Resources Control Board |
| OMB | Office of Management and Budget | TDS | Total Dissolved Solids |
| P | Phosphorous | TIN | Total Inorganic Nitrogen |
| PAHs | Polynuclear Aromatic Hydrocarbons | TMDL | Total Maximum Daily Load |
| PCBs | Polychlorinated Biphenyls | TP | Total Phosphorus |
| PLC | Programmable Logic Controller | TRC | Total Residual Chlorine |
| PFAS | Per and Polyfluoroalkyl Substances | TSO | Time Schedule Order |
| POTW | Publicly Owned Treatment Works | TSS | Total Suspended Solids |
| QA/QC | Quality Assurance / Quality Control | UEPS | Union Effluent Pump Station |
| Region IX | Western Region of EPA (CA, AZ, NV & HI) | USD | Union Sanitary District |
| ReNUWit | Re-Inventing the Nation's Urban Water Infrastructure Engineering Research Center | UV | Ultraviolet Treatment |
| RFP | Request For Proposals | VFD | Variable Frequency Drive |
| RFQ | Request For Qualifications | VOCs | Volatile Organic Compounds |
| RMP | Regional Monitoring Program | WAS | Waste Activated Sludge |
| RO | Reverse Osmosis | WDR | Waste Discharge Requirements |
| RRF | Renewal and Replacement Fund | WEF | Water Environment Federation |
| RWB | Regional Water Board | WET | Whole Effluent Toxicity or Waste Extraction Test |
| RWQCB | Regional Water Quality Control Board | WIN | Water Infrastructure Network |
| SBS | Sodium Bisulfite | WLA | Waste Load Allocation (point sources) |
| SCADA | Supervisory Control and Data Acquisition | WPCF | Water Pollution Control Facility |
| SCAP | Southern California Alliance of POTWs | WQBEL | Water Quality Based Effluent Limitation |
| SEP | Supplementary Environmental Project | WQS | Water Quality Standards |
| SFEI | San Francisco Estuary Institute | WRDA | Water Resource Development Act |
| SFEP | San Francisco Estuary Partnership | WRF | Water Research Foundation |
| SLEPS | San Leandro Effluent Pump Station | WWTP | Wastewater Treatment Plant |
| SRF | State Revolving Fund | WWWIFA | Water and Wastewater Infrastructure Financing Agency |

CONSENT CALENDAR

Consent calendar items are typically routine in nature and are considered for approval by the Commission with a single action. The Commission may remove items from the Consent Calendar for discussion. Items on the Consent Calendar are deemed to have been read by title. Members of the public who wish to comment on Consent Calendar items may do so during Public Forum.

- Item No. 5 Commission Meeting Minutes of December 18, 2025
- Item No. 6 List of Disbursements for December 2025 – See Item No. FM4
- Item No. 7 Treasurer’s Report for December 2025 – See Item No. FM5

Recommendation

Approve Consent Calendar

ITEM NO. 5 COMMISSION MEETING MINUTES OF DECEMBER 18, 2025

1. Call to Order

Chair Johnson called the meeting to order at 4:00 pm on Thursday, December 18, 2025, at the Oro Loma Sanitary District, 2655 Grant Avenue, San Lorenzo, CA 94580.

2. Pledge of Allegiance

3. Roll Call

| | | |
|----------|----------------|---------------------------------|
| Present: | Shelia Young | Oro Loma Sanitary District |
| | Bryan Azevedo | City of San Leandro |
| | Angela Andrews | City of Hayward |
| | Jennifer Toy | Union Sanitary District |
| | Ralph Johnson | Castro Valley Sanitary District |

Absent: None

| | | |
|------------|--------------------|--------------------------------|
| Attendees: | Jacqueline Zipkin | East Bay Dischargers Authority |
| | Howard Cin | East Bay Dischargers Authority |
| | Juanita Villaseñor | East Bay Dischargers Authority |
| | Erica Gonzalez | Legal Counsel |
| | Alex Ameri | City of Hayward |
| | David Donovan | City of Hayward |
| | Hayes Morehouse | City of San Leandro |
| | Jimmy Dang | Oro Loma Sanitary District |
| | Paul Eldredge | Union Sanitary District |
| | John Cropper | Cropper Rowe, LLP |

4. Public Forum

No members of the public addressed the Commission.

C O N S E N T C A L E N D A R

5. Commission Meeting Minutes of November 20, 2025

6. List of Disbursements for November 2025

7. Treasurer's Report for November 2025

8. Final Adjusted Treasurer's Reports for June, July, August, September, and October 2025

Commissioner Azevedo moved to approve the Consent Calendar. The motion was seconded by Commissioner Toy and carried unanimously.

Ayes: Young, Azevedo, Andrews, Toy, Johnson

Noes: None

Absent: None

REGULAR CALENDAR

9. Motion to Accept the Audited Basic Financial Statements for Fiscal Year Ending June 30, 2025

Cropper Rowe, LLP, presented the Authority's audited financial statements for fiscal year 2024/2025, for which it issued an unmodified opinion. The auditor discussed a prior year adjustment detailed in note disclosure 14.

Commissioner Azevedo moved to approve the motion. The motion was seconded by Commissioner Andrews and carried unanimously.

Ayes: Young, Azevedo, Andrews, Toy, Johnson
Noes: None
Absent: None

10. General Manager's Report

The General Manager (GM) discussed horizontal levees, including a City of Palo Alto project, and outreach to elected officials for the First Mile Project. A tour is scheduled for staff from Governor Newsom's office and the California Senators' offices on January 14, 2026. Lastly, the GM discussed a King Tide Tour hosted by Greenbelt Alliance and Hayward Area Recreation and Park District.

11. Report from the Managers Advisory Committee

The General Manager (GM) reported on the activities of the Managers Advisory Committee (MAC). The MAC discussed the Advanced Quantitative Precipitation Information (AQPI) project and nutrients, and received a presentation by HT Harvey on their proposed sampling plan for the Biosolids Wetland Feasibility Study.

12. Report from the Financial Management Committee

The General Manager reported on the meeting of the Financial Management Committee held on December 15, 2025. The Committee recommended approval of the November disbursements, Treasurer's Report, and the final adjusted treasurer's reports. The Committee reviewed the audited financial report with Cropper Rowe, LLP, and recommended acceptance.

13. Report from the Operations and Maintenance Committee

The Operations and Maintenance (O&M) Manager and GM reported on the December 16, 2025, meeting and O&M activities. The O&M Manager reviewed compliance and bacterial data. The O&M Manager also provided a facilities update, including the Marina Dechlorination Facility (MDF) Automation Upgrade Project. The GM provided updates on the Cargill project and the AQPI project.

14. Items from Commission and Staff

Commissioner Young moved to adjourn the meeting in memory of Stephen Cassidy, Isabel Polvorosa, and Steven Lockhart, honoring them for their service to the EBDA community.

15. Adjournment

Chair Johnson adjourned the meeting at 4:55 p.m. in memory of the following individuals: Stephen Cassidy, Isabel Polvorosa, and Steven Lockhart.

Jacqueline Zipkin
General Manager

ITEM NO. 8 GENERAL MANAGER'S REPORT

The General Manager will discuss items of interest to EBDA.

ITEM NO. 9 REPORT FROM THE MANAGERS ADVISORY COMMITTEE

**MANAGERS ADVISORY COMMITTEE
AGENDA**

**Monday, January 5, 2026
2:00 pm**

- 1. FY 2026/2027 Budget Considerations**
- 2. NPDES 2025 Annual Report**
- 3. NPDES Permit Reissuance**
- 4. Nutrients**
- 5. EBDA Commission Agenda**
- 6. Managers Information Sharing and Networking**

THIS PAGE INTENTIONALLY LEFT BLANK



EAST BAY DISCHARGERS AUTHORITY
2651 Grant Avenue
San Lorenzo, CA 94580-1841
(510) 278-5910
FAX (510) 278-6547

A Joint Powers Public Agency

ITEM NO. 10

FINANCIAL MANAGEMENT COMMITTEE AGENDA

Monday, January 12, 2026

12:30 PM

**East Bay Dischargers Authority
2651 Grant Avenue, San Lorenzo, CA**

Committee Members: Young (Chair); Toy

FM1. Call to Order

FM2. Roll Call

FM3. Public Forum

FM4. Disbursements for December 2025
(The Committee will review the List of Disbursements.)

FM5. Treasurer's Reports for December 2025
(The Committee will review the Treasurer's Report.)

FM6. State Controller's Special District Financial Transactions Report Fiscal Year 2024/2025
(The Committee will review the report submitted to the State Controller's Office.)

FM7. Fiscal Year 2026/2027 Budget Schedule
(The Committee will review the schedule for development of the Authority's annual budget.)

FM8. Motion to Approve the Mid-Year Budget Adjustment for Fiscal Year 2025/2026
(The Committee will consider the motion.)

FM9. Adjournment

Any member of the public may address the Committee at the commencement of the meeting on any matter within the jurisdiction of the Committee. This should not relate to any item on the agenda. Each person addressing the Committee should limit their presentation to three minutes. Non-English speakers using a translator will have a time limit of six minutes. Any member of the public desiring to provide comments to the Committee on any agenda item should do so at the time the item is considered. Oral comments should be limited to three minutes per individual or ten minutes for an organization. Speaker's cards will be available and are to be completed prior to speaking.

In compliance with the Americans with Disabilities Act of 1990, if you need special assistance to participate in an Authority meeting, or you need a copy of the agenda, or the agenda packet, in an appropriate

Agenda Explanation
East Bay Dischargers Authority
Financial Management Committee
January 12, 2026

alternative format, please contact the Juanita Villasenor at juanita@ebda.org or (510) 278-5910. Notification of at least 48 hours prior to the meeting or time when services are needed will assist the Authority staff in assuring that reasonable arrangements can be made to provide accessibility to the meeting or service.

In compliance with SB 343, related writings of open session items are available for public inspection at East Bay Dischargers Authority, 2651 Grant Avenue, San Lorenzo, CA 94580. For your convenience, agenda items are also posted on the East Bay Dischargers Authority website located at <http://www.ebda.org>.

| |
|---|
| <p style="text-align: center;">Next Scheduled Financial Management Committee will be rescheduled to avoid the President's Day holiday.</p> |
|---|

ITEM NO. FM4 DISBURSEMENTS FOR DECEMBER 2025

Disbursements for the month of December totaled \$1,381,332.31.

Reviewed and Approved by:

| | |
|--------------------------------|------|
| Shelia Young, Chair | Date |
| Financial Management Committee | |

| | |
|----------------------|------|
| Jacqueline T. Zipkin | Date |
| Treasurer | |

EAST BAY DISCHARGERS AUTHORITY

List of Disbursements

December 2025

| Check # | Payment Date | Invoice # | Vendor Name | Description | Invoice Amount | Disbursement Amount |
|---------|--------------|---------------------|--|--|----------------|---------------------|
| 10271 | 12/02/2025 | WD-0302305 | STATE WATER RESOURCES CONTROL BOARD | ANNUAL PERMIT FEES FOR EBDA COMMON OUTFALL | 695,490.00 | 695,490.00 |
| 10270 | 12/02/2025 | 3025071 | REGIONAL MONITORING PROGRAM C/O SFEI | PARTICIPANT FEE - 2025 BUDGET | 206,874.00 | 206,874.00 |
| 10261 | 12/02/2025 | 37164 | ANCHOR QEA, INC | FIRST MILE PROJECT | 73,125.69 | 73,125.69 |
| 10283 | 12/30/2025 | 37886 | ANCHOR QEA, INC | FIRST MILE PROJECT | 68,690.85 | 68,690.85 |
| 10282 | 12/15/2025 | 3252 | UNION SANITARY DISTRICT | UEPS O&M, PG&E, FM MAINTENANCE - OCT | 47,331.57 | 47,331.57 |
| 10276 | 12/15/2025 | 402752 | CITY OF SAN LEANDRO | MDF O&M, EFFLUENT MONITORING, FM MAINTENANCE - OCT | 44,689.60 | 44,689.60 |
| 10268 | 12/02/2025 | 7212 | ORO LOMA SANITARY DISTRICT | OLEPS O&M, ADMIN BUILDING, SKYWEST - OCT | 30,493.45 | 30,493.45 |
| 10291 | 12/30/2025 | 001 | TEACH EARTH ACTION | FIRST MILE PROJECT COMMUNITY OUTREACH | 19,600.00 | 19,600.00 |
| 10269 | 12/02/2025 | 20429 | REGIONAL GOVERNMENT SERVICES | MANAGEMENT AND ADMINISTRATIVE SERVICES | 18,651.40 | 18,651.40 |
| 10290 | 12/30/2025 | 20543 | REGIONAL GOVERNMENT SERVICES | MANAGEMENT AND ADMINISTRATIVE SERVICES | 14,020.70 | 14,020.70 |
| 10277 | 12/15/2025 | 03 | GREENBELT ALLIANCE | FIRST MILE PROJECT COMMUNITY OUTREACH | 11,135.82 | 11,135.82 |
| 10273 | 12/02/2025 | 53483419 | UNIVAR SOLUTIONS USA | SODIUM BISULFITE - DELIVERED 11/17/2025 | 7,316.80 | 7,316.80 |
| 10264 | 12/02/2025 | I2025-1526 | D&H WATER SYSTEMS | MDF ANALYZER MOTORS | 6,159.03 | 6,159.03 |
| 10278 | 12/15/2025 | 75683 | H.T. HARVEY | BIOSOLIDS SUITABILITY ASSESSMENT | 4,671.91 | 4,671.91 |
| 10289 | 12/30/2025 | EBDA01 | PLANTIFY | FIRST MILE PROJECT COMMUNITY OUTREACH | 2,775.00 | 2,775.00 |
| 10281 | 12/15/2025 | 4246-0445-5568-7627 | U.S. BANK | PURCHASING CARD EXPENSES | 2,222.70 | 2,222.70 |
| 10279 | 12/15/2025 | 252375 | R-COMPUTER | COMPUTER HARDWARE | 1,962.04 | 1,962.04 |
| 10263 | 12/02/2025 | 6483 | CALIFORNIA SPECIAL DISTRICTS ASSOCIATION | CSDA MEMBERSHIP RENEWAL | 1,897.00 | 1,897.00 |
| 10275 | 12/15/2025 | 60640 | CALCON | OPS CENTER LAVWMA SLSS PLC & SCADA PROGRAMMING | 537.00 | 1,863.94 |
| 10275 | 12/15/2025 | 60639 | CALCON | MDF AUTOMATION UPGRADE NEW SCADA SYSTEM | 495.00 | |
| 10275 | 12/15/2025 | 60747 | CALCON | OLEPS & HEPS SCADA & PLC PROGRAMMING | 495.00 | |
| 10275 | 12/15/2025 | 60651 | CALCON | UEPS COMMUNICATIONS ISSUES | 336.94 | |
| 10272 | 12/02/2025 | WD-0303491 | STATE WATER RESOURCES CONTROL BOARD | ANNUAL PERMIT FEES FOR RECYCLED WATER | 1,500.00 | 1,500.00 |
| 10286 | 12/30/2025 | 3065 | CROPPER ROWE LLP | AUDITING SERVICES | 1,500.00 | 1,500.00 |
| 10280 | 12/15/2025 | 18139 | REDWOOD PUBLIC LAW, LLP | LEGAL SERVICES - NOV | 1,095.00 | 1,095.00 |
| 10284 | 12/30/2025 | 735690 | CALTEST | LAB TESTING SERVICES | 860.04 | 860.04 |
| 10287 | 12/30/2025 | 10110000001 | EBMUD | MDF WATER & SEWER SERVICE | 353.03 | 353.03 |
| 10267 | 12/02/2025 | Nov-25 | JULIE ROCHE | COMMISSIONER COMPENSATION - NOV | 300.00 | 300.00 |
| 10285 | 12/30/2025 | 4537655-CAL | CALTRONICS | COPIER USAGE AND MAINTENANCE | 269.72 | 269.72 |
| 10266 | 12/02/2025 | 9718017180 | GRAINGER | MDF SAFETY PAINT | 212.26 | 212.26 |
| 10274 | 12/15/2025 | 107527 | AROUND THE BAY PEST CONTROL | MDF PEST CONTROL SERVICE | 200.00 | 200.00 |
| 10288 | 12/30/2025 | 3107497431 | PITNEY BOWES INC | DIGITAL MAILING SYSTEM QUARTERLY LEASE CHARGE | 150.55 | 150.55 |
| 19-Nov | 12/09/2025 | | FOR2FI | MDF PHONE SERVICE | 134.54 | 134.54 |
| 10265 | 12/02/2025 | 44777800001 | EBMUD | ADMIN WATER SERVICE | 53.70 | 107.40 |

EAST BAY DISCHARGERS AUTHORITY
List of Disbursements
December 2025

| Check # | Payment Date | Invoice # | Vendor Name | Description | Invoice Amount | Disbursement Amount |
|----------------------------------|--------------|-----------------|-----------------------------------|---|---------------------|---------------------|
| 10265 | 12/02/2025 | 44777800001 | EBMUD | ADMIN WATER SERVICE | 53.70 | |
| 10262 | 12/02/2025 | 4514874-CAL | CALTRONICS | COPIER USAGE AND MAINTENANCE | 78.89 | 78.89 |
| TOTAL CHECKS | | | | | 1,265,732.93 | 1,265,732.93 |
| ELECTRONIC PAYMENTS | | | | | | |
| | 12/01/2025 | 5105948980-0 | PG&E | GAS & ELECTRIC SERVICE | 36,639.04 | 36,639.04 |
| | 12/29/2025 | -- | ADP, LLC | PAYROLL PERIOD: 12/16-31/2025 | 27,558.64 | 27,558.64 |
| | 12/12/2025 | -- | ADP, LLC | PAYROLL PERIOD: 12/01-15/2025 | 25,291.24 | 25,291.24 |
| | 12/09/2025 | 100000018124450 | CALPERS | HEALTH PREMIUMS - DEC | 8,250.62 | 8,250.62 |
| | 12/03/2025 | 100000018091761 | CALPERS | PENSION CONTRIBUTION, CLASSIC 11/16 - 30/2025 | 6,032.62 | 6,032.62 |
| | 12/18/2025 | 100000018119198 | CALPERS | PENSION CONTRIBUTION, CLASSIC 12/01 - 15/2025 | 6,032.62 | 6,032.62 |
| | 12/03/2025 | 6106122 | MISSION SQUARE | DEFERRED COMPENSATION CONTRIBUTION 11/30/2025 | 2,123.29 | 2,123.29 |
| | 12/18/2025 | 6487662 | MISSION SQUARE | DEFERRED COMPENSATION CONTRIBUTION 12/15/2025 | 2,123.29 | 2,123.29 |
| | 12/24/2025 | 1003047981 | STATE COMPENSATION INSURANCE FUND | WORKERS COMPENSATION PREMIUM - DEC | 951.15 | 951.15 |
| | 12/18/2025 | 59584 | COMPUTER COURAGE | WEBSITE HOSTING | 150.00 | 150.00 |
| | 12/05/2025 | -- | ADP, LLC | PAYROLL FEES, 11/16-30/2025 | 109.77 | 109.77 |
| | 12/04/2025 | 2512034107 | INTERMEDIA.NET INC | EMAIL EXCHANGE HOSTING | 98.72 | 98.72 |
| | 12/19/2025 | -- | ADP, LLC | PAYROLL FEES, 12/01-15/2025 | 94.37 | 94.37 |
| | 12/11/2026 | -- | WELLS FARGO | SERVICE CHARGE | 76.32 | 76.32 |
| | 12/19/2025 | 6129888357 | VERIZON WIRELESS | WIRELESS PHONE SERVICE - DEC | 50.47 | 50.47 |
| | 12/31/2025 | -- | FREMONT BANK | SERVICE CHARGE | 17.22 | 17.22 |
| TOTAL ELECTRONIC PAYMENTS | | | | | 115,599.38 | 115,599.38 |
| TOTAL DISBURSEMENTS | | | | | 1,381,332.31 | 1,381,332.31 |

ITEM NO. FM5 TREASURER'S REPORT DECEMBER 2025

The Treasurer's Report summarizes the Authority's financial activities by fund, providing an overview of its financial status. A detailed presentation of transactions, including income and expenditures, along with current account balances for checking and investment accounts, can be found in the Supplemental Treasurer's Report.

The average monthly yield for Local Agency Investment Fund (LAIF) is 4.02%, while the current 7-day yield for California Asset Management Program (CAMP) is 3.9%. The liquidity of both CAMP and LAIF allows for easy transfers to the checking account to meet the daily cash flow needs.

As of December 31, 2025, the Authority's total cash balance is \$3,746,604. Continuous oversight is essential as we move forward to ensure sustained financial health and meet any future obligations.

Approval is recommended.

EAST BAY DISCHARGERS AUTHORITY

FINAL TREASURER'S REPORT

For the Period Ending December 31, 2025

| FUND | FUND DESCRIPTION | BEGINNING CASH BALANCE | DEBITS (INCREASE) | CREDITS (DECREASE) | ENDING CASH BALANCE |
|------------------------|-----------------------------|---------------------------|----------------------|-----------------------|------------------------|
| 12 | OPERATIONS & MAINTENANCE | \$ 1,552,669 | \$ 7,515 | \$ 294,792 | \$ 1,265,392 |
| 13 | PLANNING & SPECIAL STUDIES | \$ 744,995 | \$ - | \$ 1,082,363 | \$ (337,368) |
| 14 | RECLAMATION O & M (SKYWEST) | \$ 62,738 | \$ - | \$ 3,682 | \$ 59,056 |
| 15 | BRINE ACCEPTANCE | \$ 179,841 | \$ 377 | \$ - | \$ 180,218 |
| 31 | RENEWAL & REPLACEMENT | \$ 2,564,868 | \$ 14,933 | \$ 495 | \$ 2,579,306 |
| <hr/> | | | | | |
| TOTALS | | \$ 5,105,111 | \$ 22,825 | \$ 1,381,332 | \$ 3,746,604 |
| <hr/> | | | | | |
| Ending Balance per STR | | | | | \$ 3,746,604 |

Dec-25

SUPPLEMENTAL TREASURER'S REPORT

| DATE | DESCRIPTION | RECEIPT | DISBURSEMENT | CAMP | LAIF | WELLS FARGO | ACCOUNT BALANCE | | | | TOTAL CASH |
|-----------------------------|-------------------------------|------------------------|--------------|----------------|------|-------------|-----------------|--------------|------------|-------------|--------------|
| | | | | | | | FREMONT | CAMP | LAIF | WELLS FARGO | |
| 11/30/25 | BALANCE | | | | | | 236,115.30 | 4,247,346.57 | 521,649.57 | 100,000.00 | 5,105,111.44 |
| 12/01/25 | DIVIDENDS | 14,933.34 | | 14,933.34 | | | 236,115.30 | 4,262,279.91 | 521,649.57 | 100,000.00 | 5,120,044.78 |
| 12/01/25 | ELECTRONIC BILL PAY | | 36,639.04 | | | | 199,476.26 | 4,262,279.91 | 521,649.57 | 100,000.00 | 5,083,405.74 |
| 12/02/25 | WIRE TRANSFER | | | (1,024,000.00) | | | 1,223,476.26 | 3,238,279.91 | 521,649.57 | 100,000.00 | 5,083,405.74 |
| 12/02/25 | CHECK DISBURSEMENT | | 1,042,205.92 | | | | 181,270.34 | 3,238,279.91 | 521,649.57 | 100,000.00 | 4,041,199.82 |
| 12/03/25 | ELECTRONIC BILL PAY | | 2,123.29 | | | | 179,147.05 | 3,238,279.91 | 521,649.57 | 100,000.00 | 4,039,076.53 |
| 12/03/25 | ELECTRONIC BILL PAY | | 6,032.62 | | | | 173,114.43 | 3,238,279.91 | 521,649.57 | 100,000.00 | 4,033,043.91 |
| 12/04/25 | ELECTRONIC BILL PAY | | 98.72 | | | | 173,015.71 | 3,238,279.91 | 521,649.57 | 100,000.00 | 4,032,945.19 |
| 12/05/25 | PAYROLL FEES | | 109.77 | | | | 172,905.94 | 3,238,279.91 | 521,649.57 | 100,000.00 | 4,032,835.42 |
| 12/08/25 | DEPOSIT - SAN LEANDRO | 7,014.66 | | | | | 179,920.60 | 3,238,279.91 | 521,649.57 | 100,000.00 | 4,039,850.08 |
| 12/09/25 | ELECTRONIC BILL PAY | | 8,250.62 | | | | 171,669.98 | 3,238,279.91 | 521,649.57 | 100,000.00 | 4,031,599.46 |
| 12/11/25 | BANK SERVICE CHARGE | | | | | (76.32) | 171,669.98 | 3,238,279.91 | 521,649.57 | 99,923.68 | 4,031,523.14 |
| 12/12/25 | PAYROLL | | 18,237.82 | | | | 153,432.16 | 3,238,279.91 | 521,649.57 | 99,923.68 | 4,013,285.32 |
| 12/12/25 | PAYROLL TAX | | 7,053.42 | | | | 146,378.74 | 3,238,279.91 | 521,649.57 | 99,923.68 | 4,006,231.90 |
| 12/09/25 | CHECK DISBURSEMENT | | 134.54 | | | | 146,244.20 | 3,238,279.91 | 521,649.57 | 99,923.68 | 4,006,097.36 |
| 12/15/25 | CHECK DISBURSEMENT | | 115,172.58 | | | | 31,071.62 | 3,238,279.91 | 521,649.57 | 99,923.68 | 3,890,924.78 |
| 12/17/25 | WIRE TRANSFER | | | (185,000.00) | | | 216,071.62 | 3,053,279.91 | 521,649.57 | 99,923.68 | 3,890,924.78 |
| 12/18/25 | ELECTRONIC BILL PAY | | 150.00 | | | | 215,921.62 | 3,053,279.91 | 521,649.57 | 99,923.68 | 3,890,774.78 |
| 12/18/25 | ELECTRONIC BILL PAY | | 2,123.29 | | | | 213,798.33 | 3,053,279.91 | 521,649.57 | 99,923.68 | 3,888,651.49 |
| 12/18/25 | ELECTRONIC BILL PAY | | 6,032.62 | | | | 207,765.71 | 3,053,279.91 | 521,649.57 | 99,923.68 | 3,882,618.87 |
| 12/19/25 | ELECTRONIC BILL PAY | | 50.47 | | | | 207,715.24 | 3,053,279.91 | 521,649.57 | 99,923.68 | 3,882,568.40 |
| 12/19/25 | PAYROLL FEES | | 94.37 | | | | 207,620.87 | 3,053,279.91 | 521,649.57 | 99,923.68 | 3,882,474.03 |
| 12/23/25 | DEPOSIT - CARGILL | 377.00 | | | | | 207,997.87 | 3,053,279.91 | 521,649.57 | 99,923.68 | 3,882,851.03 |
| 12/23/25 | WIRE TRANSFER | | | (200,000.00) | | | 407,997.87 | 2,853,279.91 | 521,649.57 | 99,923.68 | 3,882,851.03 |
| 12/24/25 | ELECTRONIC BILL PAY | | 951.15 | | | | 407,046.72 | 2,853,279.91 | 521,649.57 | 99,923.68 | 3,881,899.88 |
| 12/26/25 | DEPOSIT | 500.00 | | | | | 407,546.72 | 2,853,279.91 | 521,649.57 | 99,923.68 | 3,882,399.88 |
| 12/29/25 | PAYROLL | | 20,568.36 | | | | 386,978.36 | 2,853,279.91 | 521,649.57 | 99,923.68 | 3,861,831.52 |
| 12/29/25 | PAYROLL TAX | | 6,990.28 | | | | 379,988.08 | 2,853,279.91 | 521,649.57 | 99,923.68 | 3,854,841.24 |
| 12/30/25 | CHECK DISBURSEMENT | | 108,219.89 | | | | 271,768.19 | 2,853,279.91 | 521,649.57 | 99,923.68 | 3,746,621.35 |
| 12/31/25 | BANK SERVICE CHARGE | | 17.22 | | | | 271,750.97 | 2,853,279.91 | 521,649.57 | 99,923.68 | 3,746,604.13 |
| | TRANSACTION TOTALS | 22,825.00 | 1,381,255.99 | (1,394,066.66) | - | (76.32) | 271,750.97 | 2,853,279.91 | 521,649.57 | 99,923.68 | 3,746,604.13 |
| | ACCOUNT BALANCE | | | | | | ① | ② | ③ | ④ | |
| Reconciliation - 12/31/2025 | | | | | | | | | | | |
| ① | Bank Statement Balance | \$ 424,660.46 | | | | | | | | | |
| | Less: Outstanding Checks | <u>152,909.49</u> | | | | | | | | | |
| | | <u>\$ 271,750.97</u> | | | | | | | | | |
| ② | CAMP Statement | \$ 2,863,760.79 | | | | | | | | | |
| | Less: Accrual Income Dividend | <u>10,480.88</u> | | | | | | | | | |
| | | <u>\$ 2,853,279.91</u> | | | | | | | | | |
| ③ | LAIF Statement | <u>\$ 521,649.57</u> | | | | | | | | | |
| ④ | Wells Fargo Checking | <u>\$ 99,923.68</u> | | | | | | | | | |

The Supplemental Treasurer's Report is prepared monthly by the General Manager. It also serves as EBDA's cash and investments reconciliation.

**ITEM NO. FM6 STATE CONTROLLER'S SPECIAL DISTRICT FINANCIAL
TRANSACTIONS REPORT FISCAL YEAR 2024/2025**

Recommendation

For the Committee's information only; no action is required.

Strategic Plan Linkage

- 3. Financial:** Develop financial strategies and practice sound fiscal management to ensure wise use of ratepayers' resources.

Background

The Special District Financial Transactions Report is required to be submitted each year to the State Controller's Office (SCO) by February 2. The report is prepared in conformance with requirements set by the SCO and submitted electronically.

Discussion

In accordance with the Authority's Audit Policy, Cropper Rowe LLP, the contract auditor, prepared this year's annual report. Although this report aligns with the Authority's audited financial statements and does not introduce any new information, it is provided for the Committee's review and knowledge of its submission.

Special District Name: East Bay Dischargers Authority
Special Districts' Financial Transactions Report
General Information

Fiscal Year: 2025

Important Message: Electronic signature signee's information should match exactly as typed in the District Fiscal Officers

District Mailing Address

Street 1 ☐ Has Address Changed?
Street 2
City State Zip
Email

Members of the Governing Body

| | First Name | M. I. | Last Name | Title | Email |
|----------|---------------------------------------|----------------------|--------------------------------------|---|----------------------|
| Member 1 | <input type="text" value="Sheila"/> | <input type="text"/> | <input type="text" value="Young"/> | <input type="text" value="Chair"/> | <input type="text"/> |
| Member 2 | <input type="text" value="Ralph"/> | <input type="text"/> | <input type="text" value="Johnson"/> | <input type="text" value="Vice Chair"/> | <input type="text"/> |
| Member 3 | <input type="text" value="Bryan"/> | <input type="text"/> | <input type="text" value="Azevedo"/> | <input type="text" value="Commissioner"/> | <input type="text"/> |
| Member 4 | <input type="text" value="Angela"/> | <input type="text"/> | <input type="text" value="Andrews"/> | <input type="text" value="Commissioner"/> | <input type="text"/> |
| Member 5 | <input type="text" value="Jennifer"/> | <input type="text"/> | <input type="text" value="Toy"/> | <input type="text" value="Commissioner"/> | <input type="text"/> |
| Member | <input type="text"/> | <input type="text"/> | <input type="text"/> | <input type="text"/> | <input type="text"/> |

District Fiscal Officers

| | First Name | M. I. | Last Name | Title | Email |
|------------|---|----------------------|-------------------------------------|--|---|
| Official 1 | <input type="text" value="Jacqueline"/> | <input type="text"/> | <input type="text" value="Zipkin"/> | <input type="text" value="General Manager"/> | <input type="text" value="jzipkin@ebda.org"/> |
| Officials | <input type="text"/> | <input type="text"/> | <input type="text"/> | <input type="text"/> | <input type="text"/> |

Report Prepared By

First Name M. I. Last Name
Telephone Email

Independent Auditor

Firm Name
First Name M. I. Last Name
Telephone

1. Is this district a component unit of a City, County, or Special District (Choose one)? If "Yes", answer question 2. ☐ Yes ☒ No

2. Is this district a blended component unit (BCU) or a discretely presented component unit (DPCU) of a City, County, or Special District (Choose one)? Refer to the Financial Transactions Report (FTR) instructions for definitions of these terms. If the district is a BCU, answer questions 3 - 5.

☐ BCU ☐ DPCU

3. Is financial data of this BCU included in the financial statements or Annual Comprehensive Financial Report (ACFR) of a City, County, or Special District (Choose one)?

☐ City ☐ County ☐ Special District

4. In which City, County, or Special District financial statements or ACFR is the financial data of this BCU included?

City name:

County name:

Special District name:

5. Is financial data of this BCU included in the City, County, or Special District FTR (Choose one)? ☐ Yes ☐ No

6. In preparing the District's financial transactions reports for governmental fund type accounts, which basis of accounting was used? (Choose one):

☐ Cash basis ☐ Modified cash basis ☐ Modified accrual basis ☐ Full accrual basis ☒ N/A

7. In preparing the District's financial transactions reports for proprietary fund type accounts (Internal Service Funds and Enterprise Funds), which basis of accounting was used? (Choose one):

☐ Cash basis ☐ Modified cash basis ☐ Modified accrual basis ☒ Full accrual basis ☐ N/A

8. In preparing the District's financial transactions reports for fiduciary fund type accounts, which basis of accounting was used? (Choose one):

☐ Cash basis ☐ Modified cash basis ☐ Modified accrual basis ☐ Full accrual basis ☒ N/A

Special District Name: East Bay Dischargers Authority
Special Districts' Financial Transactions Report
Sewer Enterprise Fund
Statement of Revenues, Expenses, and Changes in Fund Net Position

Fiscal Year: 2025

Operating Revenues

| | | |
|------|----------------------------------|--------------------|
| R01. | Service Charges | 5,927,477 |
| R02. | Permit and Inspection Fees | |
| R03. | Connection Fees | |
| R04. | Standby and Availability Charges | |
| R05. | Service-Type Assessments | |
| R06. | Service Penalties | |
| R07. | Other Operating Revenues | 39,614 |
| R08. | Total Operating Revenues | \$5,967,091 |

Operating Expenses

| | | |
|------|--|--------------------|
| R09. | Transmission | |
| R10. | Treatment and Disposal | 3,919,760 |
| R11. | Taxes | |
| R12. | Personnel Services | |
| R13. | Contractual Services | |
| R14. | Materials and Supplies | |
| R15. | General and Administrative Expenses | 1,943,240 |
| R16. | Depreciation and Amortization Expenses | 876,021 |
| R17. | Other Operating Expenses | |
| R18. | Total Operating Expenses | \$6,739,021 |
| R19. | Operating Income (Loss) | \$-771,930 |

| | | |
|------------------------------|---|-------------------|
| Nonoperating Revenues | | |
| R20. | Investment Income | 138,162 |
| R21. | Rents, Leases, Concessions, and Royalties | |
| Taxes and Assessments | | |
| SD22. | Current Secured and Unsecured (1%) | |
| SD23. | Voter-Approved Taxes | |
| SD24. | Pass-through Property Taxes (ABX1 26) | |
| SD25. | Property Assessments | |
| SD26. | Special Assessments | |
| SD27. | Special Taxes | |
| SD28. | Prior-Year Taxes and Assessments | |
| SD29. | Penalties and Cost of Delinquent Taxes and Assessments | |
| Intergovernmental – Federal | | |
| R30. | Aid for Construction | |
| R31. | Other Intergovernmental – Federal | 48,423 |
| Intergovernmental – State | | |
| R32. | Aid for Construction | |
| SD33. | Homeowners Property Tax Relief | |
| SD34. | Timber Yield | |
| R35. | In-Lieu Taxes | |
| R36. | Other Intergovernmental – State | |
| R37. | Intergovernmental – County | |
| R38. | Intergovernmental – Other | |
| R39. | Gain on Disposal of Capital Assets | |
| R40. | Other Nonoperating Revenues | 206,553 |
| R41. | Total Nonoperating Revenues | \$393,138 |
| Nonoperating Expenses | | |
| R42. | Interest Expense | |
| R42.1 | Lease Interest Expense | |
| R42.2 | SBITA Interest Expense | |
| R43 | Loss on Disposal of Capital Assets | 420,000 |
| R44. | Other Nonoperating Expenses | 176,640 |
| R45. | Total Nonoperating Expenses | \$596,640 |
| R46. | Income (Loss) Before Capital Contributions, Transfers, and Special and Extraordinary Items | \$-975,432 |

| | | |
|--|---|--|
| Capital Contributions | | |
| R47. | Federal | |
| R48. | State | |
| R49. | Connection Fees (Capital) | |
| R50. | County | |
| R51. | Other Government | |
| R52. | Other Capital Contributions | |
| R53. | Total Capital Contributions | \$0 |
| R54. | Transfers In | 178,392 |
| R55. | Transfers Out | -178,392 |
| Special and Extraordinary Items | | |
| R55.5 | Special Item | |
| R55.6 | Extraordinary Item | |
| R55.7 | Total Special and Extraordinary Items | \$0 |
| R56. | Change in Net Position | \$-975,432 |
| R57. | Net Position (Deficit), Beginning of Fiscal Year | \$26,558,355 |
| R58. | Adjustment | -665,410 |
| R59. | Reason for Adjustment | prior period adjustment for capital assets |
| R60. | Net Position (Deficit), End of Fiscal Year | \$24,917,513 |
| Net Position (Deficit) | | |
| R61. | Net Investment in Capital Assets | 22,604,586 |
| R62. | Restricted | |
| R63. | Unrestricted | 2,312,927 |
| R64. | Total Net Position (Deficit) | \$24,917,513 |

Note:
(R59) Reason for Adjustment: prior period adjustment for capital assets

Special District Name: East Bay Dischargers Authority
Special Districts' Financial Transactions Report
Statement of Net Position
Proprietary Funds

Fiscal Year: 2025

| | Enterprise | Internal Service |
|---|---------------------|------------------|
| Assets | | |
| Current Assets | | |
| Cash and Investments | | |
| R01. Unrestricted | 3,758,237 | |
| R02. Restricted | | |
| R03. Accounts Receivable (net) | 153,045 | |
| R04. Taxes Receivable | | |
| R05. Interest Receivable (net) | 21,051 | |
| R05.5 Lease Receivable | | |
| R06. Due from Other Funds | | |
| R07. Due from Other Governments | | |
| R08. Inventories | 155,672 | |
| R09. Prepaid Items | 46,354 | |
| R10. Other Current Assets 1 | 2,871 | |
| R11. Other Current Assets 2 | | |
| R12. Total Current Assets | \$4,137,230 | \$0 |
| Noncurrent Assets | | |
| R13. Cash and Investments, Restricted | | |
| R14. Investments | | |
| R14.5 Lease Receivable | | |
| R15. Other Loans, Notes, and Contracts Receivable | | |
| Capital Assets | | |
| R16. Land | 442,339 | |
| R17. Buildings and Improvements | 18,759,998 | |
| R18. Equipment | 673,116 | |
| R18.5 Infrastructure | 36,191,184 | |
| R18.6 Lease Assets (Lessee) | 0 | |
| R18.7 SBITA Assets (Subscriber) | | |
| R19. Other Intangible Assets – Amortizable | | |
| R20. Construction in Progress | 694,429 | |
| R21. Intangible Assets – Nonamortizable | | |
| R22. Other Capital Assets | | |
| R23. Less: Accumulated Depreciation/Amortization | -34,156,482 | |
| R23.5 Net Pension Asset | | |
| R23.6 Net OPEB Asset | | |
| R24. Other Noncurrent Assets 1 | | |
| R25. Other Noncurrent Assets 2 | | |
| R26. Total Noncurrent Assets | \$22,604,584 | \$0 |
| R27. Total Assets | \$26,741,814 | \$0 |

Deferred Outflows of Resources

| | | | |
|-------|--|--------------|-----|
| R28. | Related to Pensions | 402,462 | |
| R28.5 | Related to OPEB | 53,670 | |
| R28.6 | Related to Debt Refunding | | |
| R29. | Other Deferred Outflows of Resources | | |
| R30. | Total Deferred Outflows of Resources | \$456,132 | \$0 |
| R31. | Total Assets and Deferred Outflows of Resources | \$27,197,946 | \$0 |

Liabilities

Current Liabilities

| | | | |
|-------|--|-------------|-----|
| R32. | Accounts Payable | 530,516 | |
| R33. | Contracts and Retainage Payable | | |
| R34. | Interest Payable | | |
| R35. | Due to Other Funds | | |
| R36. | Due to Other Governments | 513,496 | |
| R37. | Deposits and Advances | | |
| R38. | Compensated Absences | | |
| R39. | Long-Term Debt, Due Within One Year | 0 | 0 |
| R39.1 | Lease Liability | | |
| R39.2 | SBITA Liability | | |
| R40. | Other Long-Term Liabilities, Due Within One Year | | |
| R41. | Other Current Liabilities 1 | | |
| R42. | Other Current Liabilities 2 | | |
| R43. | Total Current Liabilities | \$1,044,012 | \$0 |

Noncurrent Liabilities

| | | | |
|-------|---|-------------|-----|
| R44. | Deposits and Advances | | |
| R45. | Compensated Absences | 157,493 | |
| R46. | General Obligation Bonds | | |
| R47. | Revenue Bonds | | |
| R48. | Certificates of Participation | | |
| R49. | Other Bonds | | |
| R50. | Loans (Other Long-Term Debt) | | |
| R51. | Notes (Other Long-Term Debt) | | |
| R52. | Other (Other Long-Term Debt) | | |
| R53. | Construction Financing – Federal | | |
| R54. | Construction Financing – State | | |
| R54.5 | Lease Liability | | |
| R54.6 | SBITA Liability | | |
| R55. | Lease-Obligations (Purchase Agreements) | | |
| R56. | Net Pension Liability | 574,305 | |
| R57. | Net OPEB Liability | 282,554 | |
| R58. | Other Noncurrent Liabilities 1 | | |
| R59. | Other Noncurrent Liabilities 2 | | |
| R60. | Total Noncurrent Liabilities | \$1,014,352 | \$0 |
| R61. | Total Liabilities | \$2,058,364 | \$0 |

Deferred Inflows of Resources

| | | | |
|-------------------------------|--|--------------|-----|
| R62. | Related to Pensions | 155,163 | |
| R62.5 | Related to OPEB | 66,906 | |
| R62.6 | Related to Debt Refunding | | |
| R62.7 | Related to Leases | | |
| R63. | Other Deferred Inflows of Resources | | |
| R64. | Total Deferred Inflows of Resources | \$222,069 | \$0 |
| R65. | Total Liabilities and Deferred Inflows of Resources | \$2,280,433 | \$0 |
| R66. | Total Net Position (Deficit) | \$24,917,513 | \$0 |
| Net Position (Deficit) | | | |
| R67. | Net Investment in Capital Assets | 22,604,586 | |
| R68. | Restricted | | |
| R69. | Unrestricted | 2,312,927 | |
| R70. | Total Net Position (Deficit) | \$24,917,513 | \$0 |

Special District of East Bay Dischargers Authority
Special District Financial Transactions Report
Footnotes

| Fiscal Year: 2025 | | |
|---------------------|---------------------------------------|--|
| FORM DESC | FIELD NAME | FOOTNOTES |
| SewerEnterpriseFund | (R07)OtherOperatingRevenues | Sale of reclaimed water \$36,000 Other operating revenue \$3,094 |
| SewerEnterpriseFund | (R15)GeneralandAdministrativeExpenses | Personnel Expenses and Professional services expenses increased by 460,000 in FY 2025 |
| SewerEnterpriseFund | (R31)OtherIntergovernmentalFederal | Federal grant managed by the Association of Bay Area Governments (ABAG) |
| SewerEnterpriseFund | (R40)OtherNonoperatingRevenues | Cargill project costs totaling \$186,553 Zone 7 brine \$20,000 |
| SewerEnterpriseFund | (R44)OtherNonoperatingExpenses | Cargill project costs totaling \$26,167 Federal grant expenses of \$149,473 Bruce Wolfe memorial \$1,000 |
| SewerEnterpriseFund | (R54)TransfersIn | Transfers of capital assets to Operating and Maintenance fund from Renewal and Replacement fund |
| SewerEnterpriseFund | (R55)TransfersOut | Transfers of capital assets to Operating and Maintenance fund from Renewal and Replacement fund |
| ProprietaryFunds | (R10)Entpr-OtherCurrentAssets1 | Deposits |
| ProprietaryFunds | (R18)Entpr-Equipment | Prior period adjustment made for fixed assets decreased Equipment by 118,000 |
| ProprietaryFunds | (R43)Entpr-TotalCurrentLiabilities | There was more due to member agencies in 2025 than 2024. |

Total Footnote: 10

SPECIAL DISTRICT FINANCIAL TRANSACTIONS REPORT

COVER PAGE

Special District Name: East Bay Dischargers Authority

Fiscal Year: **2025**

ID Number: **12500108500**

Certification:

I hereby certify that, to the best of my knowledge and belief, the report forms fairly reflect the financial transactions of the special district in accordance with the requirements as prescribed by the California State Controller.

Special District Fiscal Officer


VBMEPdvzXl8nT8...

Signature

General Manager

Title

Jacqueline Zipkin

Name (Please Print)

1/2/2026

Date

Per Government Code section 53891(a), this report is due within seven months after the close of the fiscal year or within the time prescribed by the Controller, whichever is later. The report shall contain underlying data from audited financial statements prepared in accordance with generally accepted accounting principles, if this data is available.

If submitted manually, please complete, sign, and mail this cover page to either address below:

Mailing Address:

Local Government Reporting Section - Special District
Local Government Programs and Services Division
California State Controller's Office
P.O. Box 942850
Sacramento, CA 94250

Express Mailing Address:

Local Government Reporting Section - Special District
Local Government Programs and Services Division
California State Controller's Office
3301 C Street, Suite 740
Sacramento, CA 95816

The Financial Transactions Report was successfully submitted to the State Controller's Office on 12/29/2025 11:03:56 AM

ITEM NO. FM7 FISCAL YEAR 2026/2027 BUDGET SCHEDULE

Recommendation

For the Committee's information only; no action is required.

Strategic Plan Linkage

3. **Financial:** Develop financial strategies and practice sound fiscal management to ensure wise use of ratepayers' resources.
 - a. Proactively manage expenditures to stay within adopted budget.

Background

The Authority adopts an annual budget on a July-June Fiscal Year basis. This report provides the Committee with a proposed schedule for development and review of the Authority's next budget.

Discussion

Staff proposes the following schedule for budget development:

| Month | Topic | Committee |
|-------|---|---|
| March | Preliminary Budget Considerations and Options | Financial Management |
| | OPEB and Pension Fund Status | |
| | Salary and Benefits Assumptions | Personnel |
| | Vacant Positions (AB 2561) | |
| April | Draft Budget | Financial Management |
| May | Budget Approval | Financial Management and Commission |
| | Draft Renewal & Replacement Fund (RRF) Project List | Operations & Maintenance |
| June | RRF Project List Approval | Operations & Maintenance and Commission |

ITEM NO. FM8 MOTION TO APPROVE THE MID-YEAR BUDGET ADJUSTMENT FOR FISCAL YEAR 2025/2026

Recommendation

Adopt the motion approving a mid-year budget adjustment.

Strategic Plan Linkage

- 3. Financial:** Develop financial strategies and practice sound fiscal management to ensure wise use of ratepayers' resources.
 - a. Proactively manage expenditures to stay within adopted budget.

Background

On May 15, 2025, the Commission approved Resolution 25-02 adopting the Authority's Fiscal Year (FY) 2025/2026 Budget. To better align the budget with actual expenses in the first half of this fiscal year, staff recommends reallocating funds between line items to cover expected costs. Overall revenues and Member Agency contributions are unaffected.

Discussion

Staff recommends changes to the budget to address anticipated spending in two categories: Permit Issues and Biosolids.

Permit Issues

As noted in the November 2025 Regulatory Affairs Committee, the Authority's National Pollutant Discharge Elimination System (NPDES) Permit is set for renewal in 2027, with the application due in late 2026. Staff has engaged EOA, Inc. to prepare the required Report of Waste Discharge and permit application, under an as-needed contract approved by the Commission in June 2025. In October 2025, staff issued Work Order 2 under EOA's contract for \$40,000 to support permit renewal data gathering and analysis efforts during the current fiscal year. Additional funds will be included in the FY 2026/2027 budget to complete the permit reissuance process.

Because the \$40,000 was not explicitly included in the FY 2025/2026 Budget, staff recommends that funds be moved to the NPDES Permit Issues line item to cover the expenditure in the following amounts:

- \$13,910 from NPDES Permit Fees – The annual NPDES permit fee was estimated in the budget to be 2% higher than last year's, at \$709,400. The actual permit fee was processed in December 2025 and was equal to last year's at \$695,490. There is therefore \$13,910 available in this budget item.
- \$5,000 from Variable Supplies at Marina Dechlorination Facility – Due to efficient operations and dry weather through November and much of December, sodium bisulfite use is down. Staff therefore recommends reallocating 10% of this line item to Permit Issues.

- \$4,000 from Variable Supplies at Oro Loma Effluent Pump Station – Similarly, due to dry weather through November and much of December, diesel use is down and staff recommends reallocating 10% of this line item to Permit Issues.
- \$17,090 from Force Main Maintenance and Repair – Staff recommends moving the remainder of the permit funds needed from Force Main Maintenance and Repair, which is tracking less than expected because a force main vault repair project tentatively scheduled for this fiscal year will be completed next fiscal year.

Biosolids

In FY 2021/2022, the Authority included \$100,000 in the budget for a Biosolids Feasibility Study. Those funds have been carried over year to year until a specific need was identified. In February 2025, the Commission approved a contract with HT Harvey and Associates (HT Harvey) to evaluate the feasibility of using biosolids as a topsoil amendment for wetland restoration. \$20,170 was spent on this study from the Biosolids Feasibility Study budget line item in FY 2024/2025. Despite \$79,830 being available to carry over into FY 2025/2026, the budget mistakenly showed a carryover value of \$11,000. Staff proposes to rectify this by reflecting a carryover of \$79,830 – an increase of \$68,830. These are funds that have already been collected and reside in the Authority's accounts, they were just incorrectly shown in the budget. Correcting this will enable the Authority to access these funds to complete the HT Harvey study. Staff is implementing a new approach to tracking carryovers to ensure an error like this does not occur in the future.

The following tables show the FY 2025/2026 Budget reflecting the mid-year adjustments outlined here, by Fund and by Account.

FISCAL YEAR 2025/2026
MID-YEAR BUDGET ADJUSTMENT BY FUND

| FUND NO | PROGRAM DESCRIPTION | BUDGET FY 2025/2026* | MID-YEAR BUDGET* | CHANGE |
|-------------------------------|------------------------------------|-------------------------|---------------------|--------------|
| 12 | O&M EFFLUENT DISPOSAL | | | |
| 12 06 | General Administration | \$ 1,645,046 | \$ 1,645,046 | \$ - |
| 12 10 | Outfall & Force mains | \$ 244,210 | \$ 227,120 | \$ (17,090) |
| 12 14 | Marina Dechlor Facility | \$ 331,420 | \$ 326,420 | \$ (5,000) |
| 12 16 | Oro Loma Pump Station | \$ 678,420 | \$ 674,420 | \$ (4,000) |
| 12 18 | Hayward Pump Station | \$ 225,210 | \$ 225,210 | \$ - |
| 12 20 | Union Pump Station | \$ 536,907 | \$ 536,907 | \$ - |
| 12 21 | Bay & Effluent Monitoring | \$ 852,477 | \$ 852,477 | \$ - |
| TOTAL FUND # 12 | | \$ 4,513,690 | \$ 4,487,600 | \$ (26,090) |
| 13 | SPECIAL PROJECTS | | | |
| 13 36 | NPDES Permit Fees | \$ 718,400 | \$ 704,490 | \$ (13,910) |
| 13 37 | NPDES Permit Issues | \$ 20,000 | \$ 60,000 | \$ 40,000 |
| 13 48 | Regional Monitoring Program | \$ 292,298 | \$ 292,298 | \$ - |
| 13 49 | Nutrient Surcharge | \$ 277,237 | \$ 277,237 | \$ - |
| 13 46 | Alternative Monitoring & Reporting | \$ 34,617 | \$ 34,617 | \$ - |
| 13 53 | Water Research Foundation | \$ 28,889 | \$ 28,889 | \$ - |
| 13 77 | Nature-Based Solutions | \$ 300,000 | \$ 300,000 | \$ - |
| 13 78 | Biosolids Feasibility Study | \$ 11,000 | \$ 79,830 | \$ 68,830 ** |
| 13 82 | Bruce Wolfe Memorial Scholarship | \$ 1,000 | \$ 1,000 | \$ - |
| 13 50 | Air Toxics Pooled Emissions Study | \$ 84,164 | \$ 84,164 | \$ - |
| TOTAL FUND # 13 | | \$ 1,767,605 | \$ 1,862,525 | \$ 94,920 |
| TOTAL OPERATING BUDGET | | \$ 6,281,294 | \$ 6,350,124 | \$ 68,830 ** |
| 31 | RENEWAL & REPLACEMENT | | | |
| | Contribution to R&R Fund | \$ 750,000 | \$ 750,000 | \$ - |
| TOTAL AGENCY FUNDING | | \$ 7,031,294 | \$ 7,100,124 | \$ 68,830 ** |
| 14 | WATER RECYCLING | | | |
| 14 80 | Skywest | \$ 48,000 | \$ 48,000 | \$ - |
| TOTAL FUND # 14 | | \$ 48,000 | \$ 48,000 | \$ - |
| 15 | BRINE ACCEPTANCE | | | |
| 15 68 | Mixed Sea Salt Brine (Cargill) | \$ 100,000 | \$ 100,000 | \$ - |
| TOTAL FUND # 15 | | \$ 100,000 | \$ 100,000 | \$ - |
| TOTAL EXPENDITURES | | \$ 7,179,294 | \$ 7,248,124 | \$ 68,830 ** |

* Includes all funding sources

** FY24/25 Carryover funds

FISCAL YEAR 2025/2026

MID-YEAR BUDGET ADJUSTMENT BY ACCOUNT

| ACCOUNT NUMBER | ACCOUNT TITLE | BUDGET FY 2025/2026* | MID-YEAR BUDGET* | CHANGE |
|--------------------------|-----------------------------|-------------------------|---------------------|---------------|
| 4010 | Salary | \$ 701,730 | \$ 701,730 | \$ - |
| 4020 | Benefits | \$ 364,314 | \$ 364,314 | \$ - |
| 4030 | Commissioner Compensation | \$ 50,000 | \$ 50,000 | \$ - |
| 4070 | Insurance | \$ 95,450 | \$ 95,450 | \$ - |
| 4080 | Memberships & Subscriptions | \$ 178,450 | \$ 178,450 | \$ - |
| 4100 | Supplies, Fixed | \$ 12,000 | \$ 12,000 | \$ - |
| 4100 | Supplies, Variable | \$ 440,000 | \$ 431,000 | \$ (9,000) |
| 4110 | Contract Services | \$ 81,683 | \$ 81,683 | \$ - |
| 4120 | Professional Services | \$ 964,664 | \$ 1,073,494 | \$ 108,830 ** |
| 4140 | Rents & Fees | \$ 1,009,537 | \$ 995,627 | \$ (13,910) |
| 4141 | NPDES Fines | \$ 9,000 | \$ 9,000 | \$ - |
| 4150 | Maintenance & Repair | \$ 939,500 | \$ 922,410 | \$ (17,090) |
| 4160 | Monitoring | \$ 577,967 | \$ 577,967 | \$ - |
| 4170 | Travel & Training | \$ 18,000 | \$ 18,000 | \$ - |
| 4191 | Utility, Variable (PG&E) | \$ 987,000 | \$ 987,000 | \$ - |
| SUBTOTAL ALL ACCOUNTS | | \$ 6,429,294 | \$ 6,498,124 | \$ 68,830 ** |
| | | | | |
| CONTRIBUTION TO R&R FUND | | \$ 750,000 | \$ 750,000 | \$ - |
| | | | | |
| TOTAL EXPENDITURES | | \$ 7,179,294 | \$ 7,248,124 | \$ 68,830 ** |

* Includes all funding sources

** FY24/25 Carryover funds



EAST BAY DISCHARGERS AUTHORITY
2651 Grant Avenue
San Lorenzo, CA 94580-1841
(510) 278-5910
FAX (510) 278-6547

A Joint Powers Public Agency

ITEM NO. 12

OPERATIONS & MAINTENANCE COMMITTEE AGENDA

Tuesday, January 13, 2026

4:00 PM

**East Bay Dischargers Authority
2651 Grant Avenue, San Lorenzo, CA**

**This meeting will be teleconferenced from the following location:
Days Inn, 8370 North Cracker Barrel Road, Tucson, AZ**

**Teleconference link: <https://us02web.zoom.us/j/83693207479>
Call-in: 1(669) 900-6833 and enter Webinar ID number: 836 9320 7479**

Committee Members: Azevedo (Chair); Johnson

OM1. Call to Order

OM2. Roll Call

OM3. Public Forum

OM4. EBDA Permit Compliance

(The Committee will be updated on EBDA's NPDES compliance.)

OM5. Status Report

(The Committee will be updated on EBDA's O&M activities.)

OM6. Adjournment

Any member of the public may address the Commission at the commencement of the meeting on any matter within the jurisdiction of the Commission. This should not relate to any item on the agenda. It is the policy of the Authority that each person addressing the Commission limit their presentation to three minutes. Non-English speakers using a translator will have a time limit of six minutes. Any member of the public desiring to provide comments to the Commission on an agenda item should do so at the time the item is considered. It is the policy of the Authority that oral comments be limited to three minutes per individual or ten minutes for an organization. Speaker's cards will be available in the Boardroom and are to be completed prior to speaking.

In compliance with the Americans with Disabilities Act of 1990, if you need special assistance to participate in an Authority meeting, or you need a copy of the agenda, or the agenda packet, in an appropriate alternative format, contact Juanita Villasenor at juanita@ebda.org or (510) 278-5910. Notification of at least 48 hours prior to the meeting or time when services are needed will assist the Authority staff in assuring that reasonable arrangements can be made to provide accessibility to the meeting or service.

Agenda Explanation
East Bay Dischargers Authority
O&M Agenda
January 13, 2026

In compliance with SB 343, related writings of open session items are available for public inspection at East Bay Dischargers Authority, 2651 Grant Avenue, San Lorenzo, CA 94580. For your convenience, agenda items are posted on the East Bay Dischargers Authority website located at <http://www.ebda.org>.

**Next Scheduled Operations and Maintenance Committee is
February 17, 2026 at 4:00 pm**

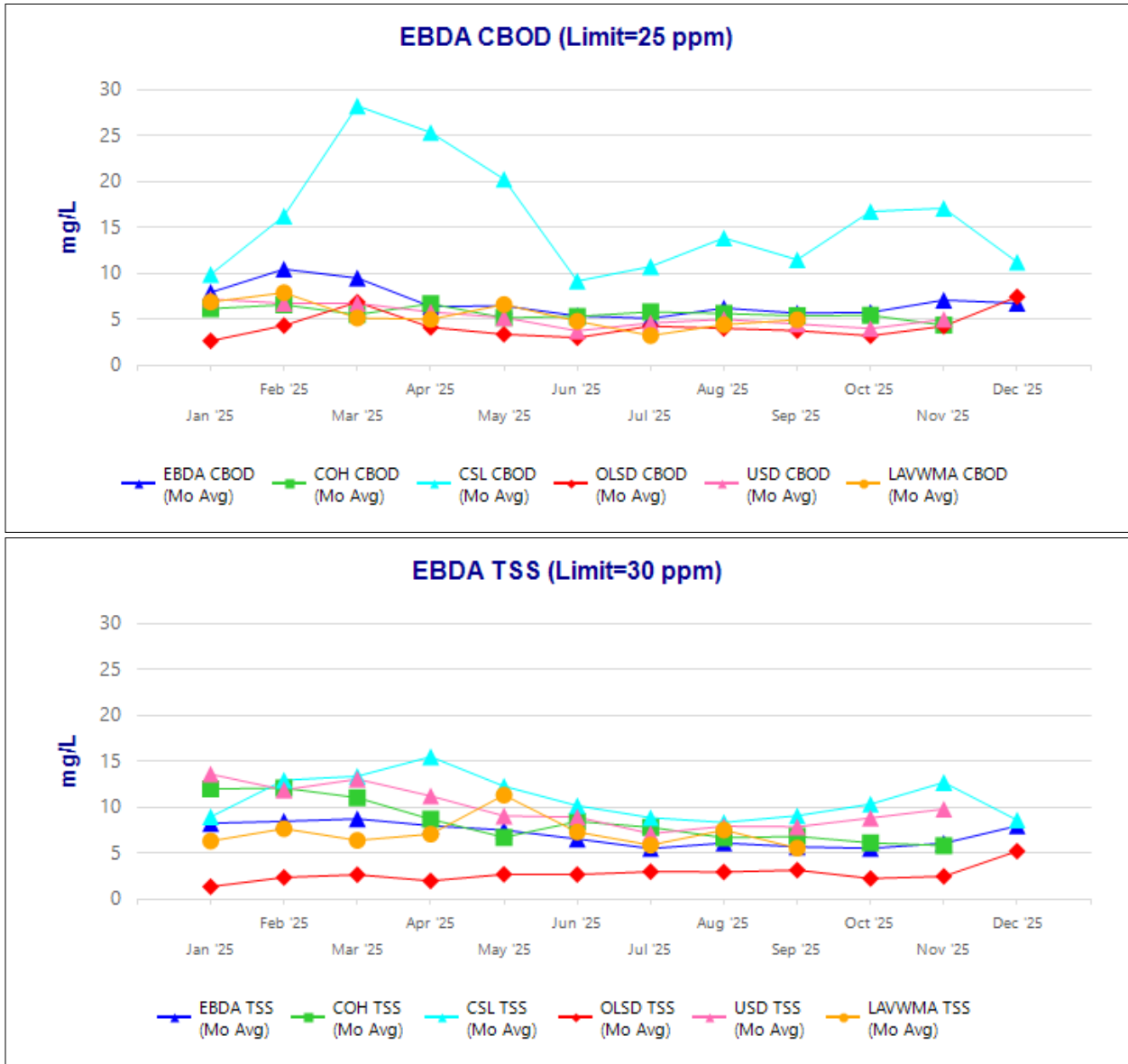
ITEM NO. OM4 EBDA PERMIT COMPLIANCE

Recommendation

For the Committee’s information only; no action is required.

Discussion

EBDA has continued NPDES compliance. Member Agency CBOD and TSS performance are shown below. A table with bacterial indicators follows.



EBDA Bacterial Indicators

| Date | FECAL | ENTERO |
|-------------------------------|------------|------------|
| | MPN/ 100mL | MPN/ 100mL |
| Limit (90th Percentile) | 1100 | 1100 |
| Limit (Geomean) | 500 | 280 |
| January 2025 Geomean | 25 | 5 |
| February 2025 Geomean | 44 | 10 |
| March 2025 Geomean | 20 | 13 |
| April 2025 Geomean | 32 | 62 |
| May 2025 Geomean | 41 | 148 |
| June 2025 Geomean | 17 | 12 |
| July 2025 Geomean | 25 | 4 |
| August 2025 Geomean | 16 | 6 |
| September 2025 Geomean | 64 | 8 |
| October 2025 Geomean | 33 | 4 |
| 11/3/2025 | 8 | 13 |
| 11/4/2025 | 350 | 1159 |
| 11/5/2025 | NA | 498 |
| 11/10/2025 | 8 | 27 |
| 11/11/2025 | 2 | 65 |
| 11/12/2025 | NA | 187 |
| 11/17/2025 | 2 | 24 |
| 11/18/2025 | 13 | 21 |
| 11/24/2025 | 56 | 24 |
| 11/25/2025 | 17 | 24 |
| November 2025 Geomean | 14 | 61 |
| 12/1/2025 | 240 | 19 |
| 12/2/2025 | 79 | 15 |
| 12/8/2025 | 23 | 4 |
| 12/9/2025 | 23 | 17 |
| 12/15/2025 | 8 | 6 |
| 12/16/2025 | 49 | 2 |
| 12/22/2025 | 13 | 8 |
| 12/23/2025 | 4 | 2 |
| 12/29/2025 | 2 | 2 |
| 12/30/2025 | 2 | < 2 |
| December 2025 Geomean | 15 | 5 |

ITEM NO. OM5 STATUS REPORT

Union Effluent Pump Station (UEPS)

No change; all equipment is operational.

Hayward Effluent Pump Station (HEPS)

Effluent Pump Replacement Project

On December 29, the final field testing was completed on the new pumps and motors. The new equipment passed the testing without any issues identified and EBDA is waiting for the final testing report to be completed and submitted for Engineer review. Upon receipt, this project will be complete.

Effluent Pump #3 Motor Failure

On Sunday January 4 at approximately 11:54 am, HEPS Effluent Pump #3 motor, recently installed as part of the Effluent Pump Replacement Project described above, failed. The next day, the City of Hayward's electricians investigated the issue and determined that the motor experienced a ground fault. EBDA staff contacted Pump Repair Service, the contractor that installed the new pumps and motors, and they are going to send the motor out to Koffler Electrical, the local General Electric motor warranty shop in the area.

Oro Loma Effluent Pump Station (OLEPS)

No change; all equipment is operational.

Skywest Pump Station

Recycled Water Production

During the month of December 2025, the Skywest Recycled Water System operated for three days and produced 1.68 million gallons (MG) of recycled water. The total recycled water produced during 2025 was 17.83 MG, compared to 9.21 MG total in 2024. The peak day of recycled water production in 2025 was 574,600 gallons. A summary of the monthly recycled water produced for the last ten years is shown below:

| Skywest Total Recycled Water | | | | | | | | | | |
|------------------------------|-----------------------|-----------------------|-----------------------|-----------------------|-----------------------|-----------------------|-----------------------|-----------------------|-----------------------|-----------------------|
| | 2025 Total Flow MG | 2024 Total Flow MG | 2023 Total Flow MG | 2022 Total Flow MG | 2021 Total Flow MG | 2020 Total Flow MG | 2019 Total Flow MG | 2018 Total Flow MG | 2017 Total Flow MG | 2016 Total Flow MG |
| January | 1.12 | 0.00 | 0.00 | 0.00 | 0.89 | 0.00 | 0.00 | 0.00 | 0.00 | 0.00 |
| February | 0.00 | 0.00 | 0.00 | 1.08 | 0.00 | 1.65 | 0.00 | 2.37 | 0.00 | 0.41 |
| March | 1.11 | 0.00 | 0.00 | 0.00 | 0.00 | 0.53 | 0.00 | 0.73 | 0.25 | 0.00 |
| April | 1.59 | 0.57 | 0.00 | 1.10 | 1.06 | 2.64 | 3.91 | 1.86 | 1.80 | 6.51 |
| May | 1.70 | 1.12 | 1.67 | 1.00 | 1.12 | 2.53 | 5.77 | 9.38 | 12.00 | 12.71 |
| June | 1.71 | 1.60 | 1.66 | 1.12 | 2.64 | 2.00 | 9.57 | 12.50 | 10.97 | 16.73 |
| July | 2.80 | 1.70 | 1.10 | 1.10 | 2.10 | 1.10 | 11.40 | 12.12 | 11.98 | 16.42 |
| August | 1.60 | 1.00 | 1.08 | 1.52 | 2.16 | 1.09 | 10.34 | 10.59 | 10.41 | 13.81 |
| September | 2.23 | 1.08 | 1.12 | 1.00 | 1.60 | 1.37 | 8.30 | 7.45 | 8.12 | 11.29 |
| October | 1.14 | 1.64 | 1.12 | 1.03 | 0.49 | 1.10 | 6.22 | 6.14 | 5.58 | 3.60 |
| November | 1.14 | 0.50 | 0.00 | 1.01 | 0.00 | 1.43 | 1.64 | 2.24 | 0.00 | 2.02 |
| December | 1.68 | 0.00 | 1.00 | 0.00 | 0.00 | 0.00 | 0.00 | 0.00 | 1.24 | 0.00 |
| Total | 17.83 | 9.21 | 8.75 | 9.96 | 12.06 | 15.44 | 57.15 | 65.38 | 62.35 | 83.50 |

Skywest Power Outage

On December 25 at approximately 9:03 am, a storm downed a PG&E power pole located near the Center Pond on the Skywest property. This resulted in the loss of power to the City of Hayward's and EBDA's equipment near the Center Pond. PG&E replaced the power pole on December 26, and Hayward staff is working to reestablish power to the equipment. Fortunately, 10 days prior to the power outage, the Skywest Center and East Ponds were filled, and the subsequent rain is keeping the ponds relatively full. Due to the wet weather, EBDA was not planning on sending water to the Skywest property in the near future.

Marina Dechlorination Facility (MDF)

SCADA System Upgrade

Calcon, EBDA's electrical and instrumentation contractor, has been working on a MDF SCADA System Upgrade. The upgrade includes a new SCADA computer and installation and implementation of the latest version of the SCADA software that was previously purchased. For the previous two months, the new MDF SCADA system had been operating in parallel with the old system. On December 10, the new MDF SCADA system went live, and the old system was taken offline. The new MDF SCADA system has been operating without any issues since that date.

Operations Center

No change; all equipment is operational.

Miscellaneous Items

Underground Service Alerts

EBDA received eleven (11) Underground Service Alert (USA) tickets during the month of December 2025. Five of the eleven tickets were for contractors working at USD.

Wet Weather

During the month of December 2025, there were no rain events that required the operation of an OLEPS diesel pump, and there were no capacity exceedance events.

Total rainfall for the month of December 2025 (in inches) was as follows:

| Oakland | Hayward | Livermore |
|---------|---------|-----------|
| 3.78 | 3.50 | 1.90 |

Significant daily rainfall for the month of December 2025 (in inches) was as follows:

| Date | Oakland | Hayward | Livermore |
|------------|---------|---------|-----------|
| 12/22/2025 | 0.77 | 0.52 | 0.05 |
| 12/24/2025 | 0.82 | 0.95 | 0.33 |
| 12/25/2025 | 0.85 | 0.99 | 0.78 |
| 12/31/2025 | 0.58 | 0.34 | 0.54 |

Special Projects

Cargill Brine Project

With the Project Approval Agreement executed and the initial Environmental Impact Report complete, Cargill is refocusing on technical and contractual efforts related to the pipeline. They are currently in negotiations with existing owners of the abandoned fuel pipeline that could potentially be repurposed for brine transfer, and they have identified a promising technology for slip lining the metal pipe. Cargill anticipates having preliminary proposals for EBDA to review as follows:

- CEQA Plan (Process, Schedule) – February 2026
- Pipeline Plans / EBDA Facility Connection Requirements – March 2026

EBDA staff is working to develop scopes of work for consultants to support both technical review of Cargill's design, as well as commercial terms for a future Operations Agreement. Any consultant fees would be reimbursed by Cargill.

Advanced Quantitative Precipitation Information (AQPI) Project

The regional AQPI project continues to move forward with the goal of improving the prediction of rainfall events in the Bay Area. The East Bay radar was installed at [Rocky Ridge](#) in Las Trampas Regional Wilderness Park in December 2022, and data from the site became available in December 2023. The last radar in the system – the regional C-band – was installed at Mount Barnaby in Marin County the week of November 10, 2025.

Sonoma Water, which has acted as program manager and grant administrator for the project since its inception, is in the process of reaching out to participating agencies regarding future funding needs. This includes reimbursing Sonoma Water a total of \$1.2M for the C-band installation. Additionally, long-term annual funding of \$1M is being sought to support the Center for Western Weather and Water Extremes (CW3E) at Scripps

Institution of Oceanography, UC San Diego, to operate, maintain, and improve the AQPI system. This local funding would begin in Fiscal Year 2026-2027.

Discussions to date have led to a proposal to split both the C-band and O&M costs in four ways according to geographic quadrants:

- North – Sonoma Water and other Sonoma and Marin partners
- South – Valley Water and other South Bay partners
- West – San Francisco Public Utilities Commission and other Peninsula partners
- East – EBDA and other East Bay partners, which may include Alameda County Water Agency, Zone 7 Water Agency, Contra Costa County Flood Control and Water Conservation District, Alameda County Flood Control and Water Conservation District, East Bay Regional Park District, Central Contra Costa Sanitary District, West County Wastewater District, and Delta Diablo.

EBDA staff is working with the East Bay partners to determine commitments and a funding split for the \$300k C-band and \$250k O&M responsibilities. Bay Area Clean Water Agencies (BACWA) will likely serve as the fiscal agent to invoice and pass through the funds.



EAST BAY DISCHARGERS AUTHORITY
2651 Grant Avenue
San Lorenzo, CA 94580-1841
(510) 278-5910
FAX (510) 278-6547

A Joint Powers Public Agency

ITEM NO. 13

REGULATORY AFFAIRS COMMITTEE AGENDA

Wednesday, January 14, 2026

2:00 P.M.

**East Bay Dischargers Authority
2651 Grant Avenue, San Lorenzo, CA 94580**

Committee Members: Johnson (Chair); Andrews

RA1. Call to Order

RA2. Roll Call

RA3. Public Forum

RA4. EBDA NPDES Compliance – See Item No. OM4
(The Committee will review NPDES Permit compliance data.)

RA5. Regional Savings from Chlorine Blanket Permit Amendment
(The Committee will review a report recently issued by the Regional Water Board.)

RA6. PFAS Updates
(The Committee will review a BACWA summary of PFAS regulatory updates.)

RA7. Adjournment

Any member of the public may address the Committee at the commencement of the meeting on any matter within the jurisdiction of the Committee. This should not relate to any item on the agenda. Each person addressing the Committee should limit their presentation to three minutes. Non-English speakers using a translator will have a time limit of six minutes. Any member of the public desiring to provide comments to the Committee on any agenda item should do so at the time the item is considered. Oral comments should be limited to three minutes per individual or ten minutes for an organization. Speaker's cards will be available and are to be completed prior to speaking.

In compliance with the Americans with Disabilities Act of 1990, if you need special assistance to participate in an Authority meeting, or you need a copy of the agenda, or the agenda packet, in an appropriate alternative format, please contact the Administration Manager at (510) 278-5910 or juanita@ebda.org. Notification of at least 48 hours prior to the meeting or time when services are needed will assist the Authority staff in assuring that reasonable arrangements can be made to provide accessibility to the meeting or service.

Agenda Explanation
East Bay Dischargers Authority
Regulatory Affairs Committee
January 14, 2026

In compliance with SB 343, related writings of open session items are available for public inspection at East Bay Dischargers Authority, 2651 Grant Avenue, San Lorenzo, CA 94580. For your convenience, agenda items are also posted on the East Bay Dischargers Authority website located at <http://www.ebda.org>.

Next Scheduled Regulatory Affairs Committee Meeting
Wednesday, March 18, 2026

ITEM NO. RA5 REGIONAL SAVINGS FROM CHLORINE BLANKET PERMIT AMENDMENT

Recommendation

For the Committee's information only; no action is required.

Strategic Plan Linkage

1. **Regulatory Compliance:** Proactively meet or exceed regulatory requirements for protection of the environment and public health.
3. **Financial:** Develop financial strategies and practice sound fiscal management to ensure wise use of ratepayers' resources.
 - a. Operate EBDA's system efficiently.
 - b. Proactively manage expenditures to stay within adopted budget.

Background

Prior to 2024, EBDA's National Pollutant Discharge Elimination System (NPDES) Permit, as with all NPDES permits for discharge to San Francisco Bay, contained a limit on total residual chlorine (TRC) of 0.0 mg/L as an instantaneous maximum. To ensure consistent compliance with this limit, EBDA added an excess of dechlorinating agent, sodium bisulfite (SBS). By detecting SBS in the effluent, EBDA was able to demonstrate at all times that chlorine was not present. While this approach ensured consistent compliance with permit requirements, it resulted in significant unnecessary SBS discharges to the Bay. With chemical costs continuing to rise, this use of extra SBS without clear environmental benefit diverted resources from higher priority investments.

Bay Area Clean Water Agencies (BACWA) worked with the San Francisco Bay Regional Water Quality Control Board (Water Board) to revise TRC discharge limits to prevent SBS overdosing while continuing to protect environmental health. On November 8, 2023, the Water Board approved a new Order amending all NPDES permits in the region to revise chlorine limits. The blanket permit amendment uses the Basin Plan's narrative toxicity objective to support use of a 0.013 mg/L one-hour average standard. Because EBDA discharges to the deepest part of the Bay, EBDA's effluent limit is calculated with a dilution factor of 74:1, making it 0.98 mg/L over a one-hour average. The new limit went into effect on January 1, 2024.

EBDA turned off its continuous feed of sodium bisulfite (SBS) on January 2, 2024. At that time, staff implemented a new Chlorine Process Control Plan and programming at MDF to ensure that effluent consistently meets the new TRC limit of 0.98 mg/L as a one-hour average. The Authority's Process Control Plan has been used as a model for other Bay Area agencies.

The change to the limit has resulted in significant chemical and financial savings for EBDA. The following table shows SBS usage before and after the new chlorine effluent limit implementation:

| YEAR | SBS GALLONS USED | SBS EXPENDITURE |
|------|---------------------|--------------------|
| 2023 | 163,208 | \$293,988 |
| 2024 | 12,230 | \$22,793 |
| 2025 | 12,563 | \$22,290 |

Discussion

In her December 5, 2025 Executive Officer (EO) Report, Eileen White of the Regional Water Quality Control Board reported that as a region, Bay Area wastewater facilities reduced SBS usage by 600,000 gallons from 2023 to 2024, saving approximately \$1 million. This means that the Bay was spared the discharge of significant quantities of unnecessary chemicals, and wastewater utilities were able to repurpose those financial resources toward greater environmental priorities. The EO Report is attached for the Committee's information.

2023 Chlorine Blanket Amendment Saves Wastewater Treatment Plants \$1 Million
(Kerry O'Connor)

According to a poll conducted by the Bay Area Clean Water Agencies (BACWA), municipal wastewater treatment plants across the San Francisco Bay Region reduced their combined sodium bisulfite use by 600,000 gallons between 2023 and 2024, saving \$1 million and eliminating several hundred round-trip truck deliveries. These savings arose from the San Francisco Bay Regional Water Board's adoption of Order R2-2023-0023 in 2023, which targeted the common practice of using excess dechlorination chemicals to meet chlorine effluent limits.

Thirty-seven wastewater treatment plants in the San Francisco Bay Region use chlorine for disinfection. However, chlorine is toxic to aquatic life, so the treatment plants add a dechlorination chemical, typically sodium bisulfite, to neutralize the chlorine before discharge.

Prior to the Order, the San Francisco Bay Regional Water Board required wastewater treatment plants to meet an instantaneous maximum effluent limit of 0.0 mg/L. Because chlorine excursions above 0.0 mg/L were prohibited at all times, the treatment plants regularly used excess dechlorinating chemicals to ensure compliance. This practice wasted chemicals, increased costs, and unnecessarily discharged excess dechlorinating chemicals to receiving waters with potential negative water quality impacts, such as lowered pH and dissolved oxygen.

The 2023 Order replaced the instantaneous effluent limit with a somewhat less stringent one hour average limit. Basin Plan section 4.5.3 allows "...less stringent limitations..." where "...a comprehensive program approved by the Water Board..." prevents "...unacceptable adverse impacts on beneficial uses of the receiving water." The Order required wastewater treatment plants to develop and implement Chlorine Process Control Plans to prevent any adverse impacts on beneficial uses.

In addition to the resource and cost savings already realized, BACWA anticipates wastewater treatment plants will see additional savings in future years as wastewater treatment plants continue to adapt their operations to the flexibility that the new effluent limits provide.

ITEM NO. RA6 PFAS UPDATES

Recommendation

For the Committee's information only; no action is required.

Strategic Plan Linkage

1. **Regulatory Compliance:** Proactively meet or exceed regulatory requirements for protection of the environment and public health.
 - a. Represent EBDA and the Member Agencies' interests by preemptively engaging in development of emerging regulations and permits and advocating for reasonable, science-based decisions.
 - e. Track and share scientific and regulatory developments related to emerging contaminants, and advocate for source control.

Background

Per- and polyfluoroalkyl substances (PFAS) are a large group of human-made substances that are very resistant to heat, water, and oil. PFAS have been used extensively in surface coating and protectant formulations. Common PFAS-containing products are non-stick cookware, cardboard/paper food packaging, water-resistant clothing, carpets, and fire-fighting foam. All PFAS are persistent in the environment, can accumulate within the human body, and have demonstrated toxicity at relatively low concentrations. Perfluorooctanoic Acid (PFOA) and Perfluorooctane Sulfonic Acid (PFOS), two of the most common PFAS compounds, were found in the blood of nearly all people tested in several national surveys.

Discussion

The regulatory and legislative landscape for PFAS in drinking water, wastewater, and biosolids has been evolving quickly over the last several months, as has public awareness. At a PFAS Forum convened by the Bay Area Clean Water Agencies (BACWA) on November 18, 2025, BACWA's Regulatory Program Manager, Mary Cousins, provided the attached overview of the various PFAS regulations under development that could impact wastewater agencies. The slide deck provides a helpful summary of the various programs and their status.

PFAS Regulatory Updates

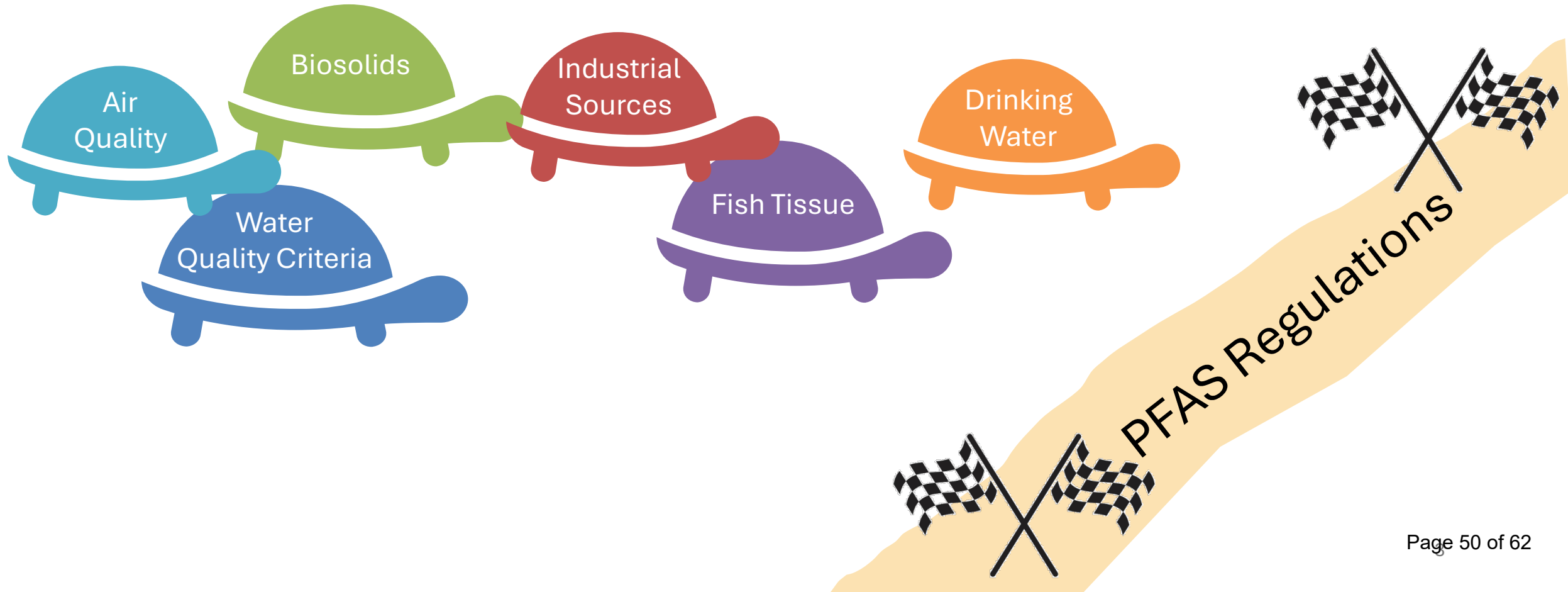
for

BACWA PFAS Forum

November 18, 2025



PFAS Regulations for the Wastewater Sector: A Slow Race to Limit “Forever” Chemicals



Drinking Water



Wastewater Linkage:

Basin Plans reference drinking water limits as water quality standards

Drinking water limits → NPDES effluent limits

Only applies to water bodies that support drinking water supplies



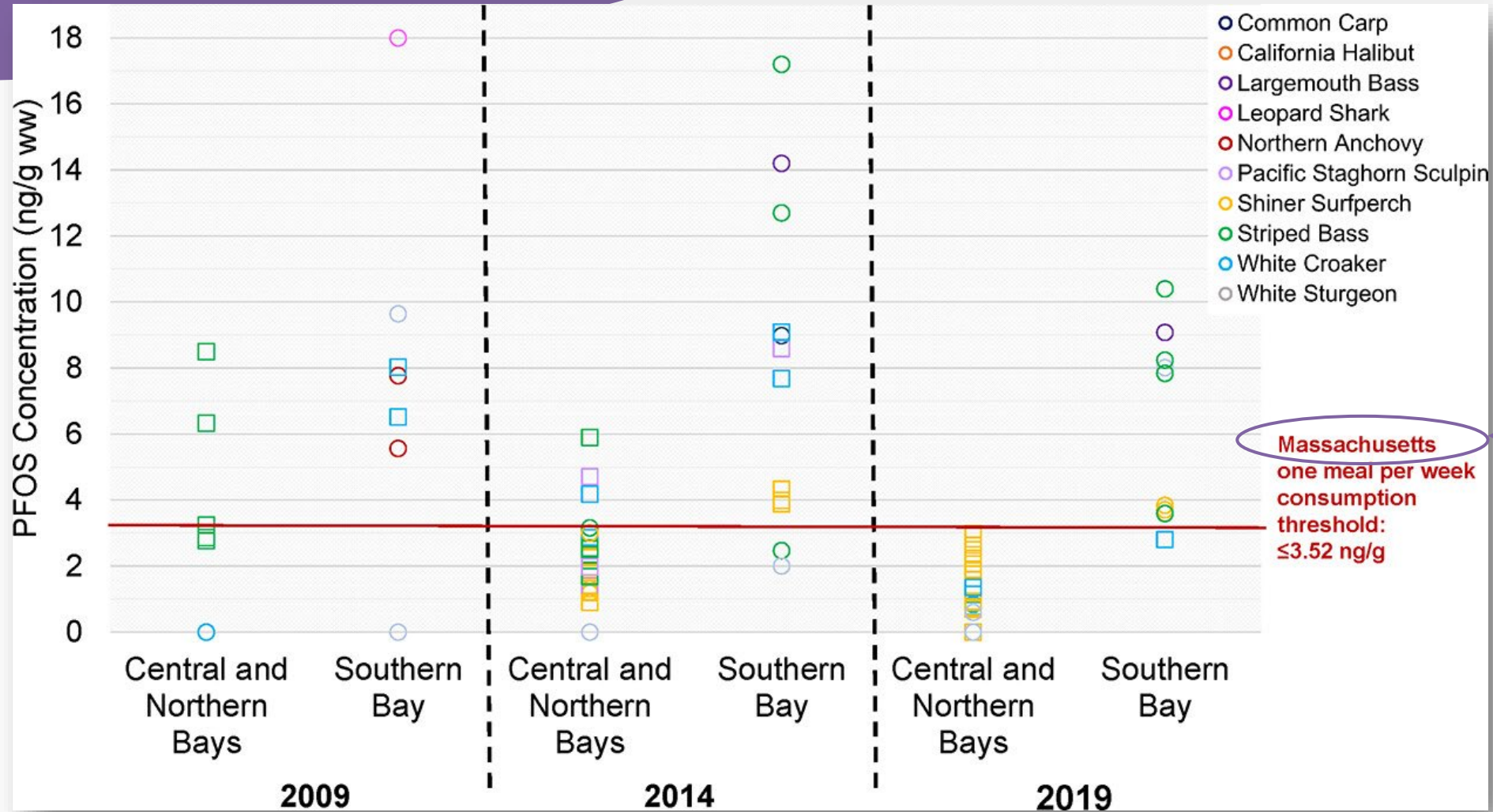

- **Federal:** USEPA has adopted and plans to keep limits for PFOA and PFOS. Compliance Date: 2031
- **State:** CA Division of Drinking Water is working on adopting state drinking water limits.
State is doing preliminary work to support rollout of limits:
 - Revising notification and response levels for PFOA, PFOS, PFHxS, and PFHxA (Oct 2025)
 - Ongoing monitoring of drinking water system

Fish Tissue




- OEHHHA is actively working on recommended thresholds for fish consumption at various concentrations
 - Fish Contaminant Goals (FCGs): Concentration at which there is lifetime 10^{-6} cancer risk from 1/week serving
 - Advisory Tissue Levels (ATLs): Consider **health benefits** of eating fish and correspond to a 10^{-4} cancer risk for various consumption rates.
- Thresholds may be developed as soon as ~2026-2027
- These criteria are used to establish 303(d) listings
 - Next 303(d) listing cycle for SF Bay Region 2 is in 2030
- 303(d) listings can trigger TMDLs and/or limits in NPDES permits. **Example: Dioxin**

Fish Tissue



Source: Méndez et al., ACS ES&T Water, May 20, 2025

Industrial Sources




Federal Pretreatment Program

- USEPA is developing **effluent limitation guidelines** for categorical dischargers that are **PFAS Manufacturers (2026)** and **Metal Finishers**.
- Limits for other industries appear to be lower priority (e.g., **landfills**)
- Once new categorical limits are adopted, enforcement is the responsibility of local wastewater agencies with pretreatment programs



Biosolids



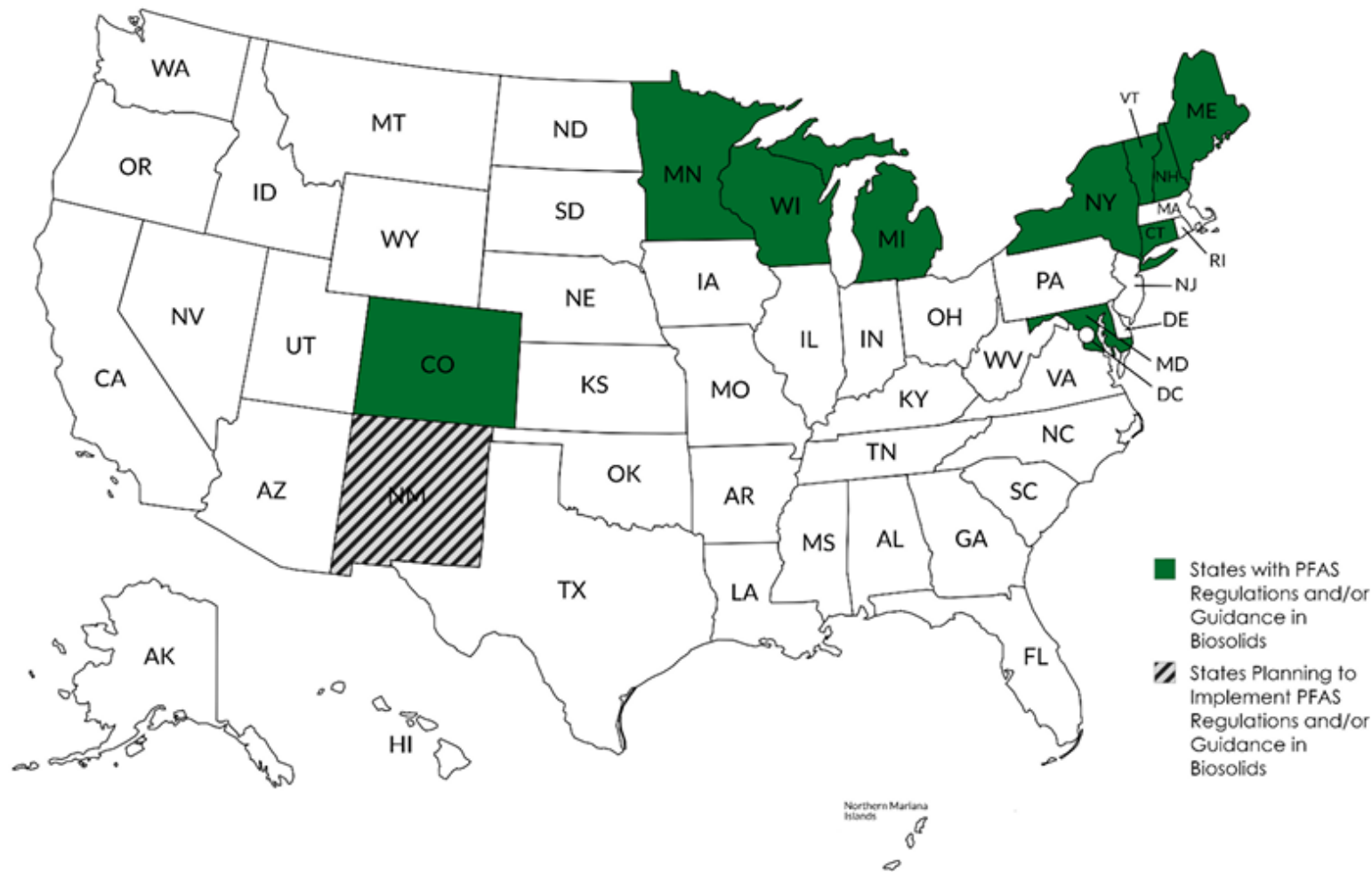
Federal:

- USEPA conducted a **Draft Sewage Sludge Risk Assessment** for PFOA and PFOS. Public comment period ran through August 2025.
 - Current administration may revisit the science of the Draft Risk Assessment.
 - Risk Assessment ≠ regulation, but **could** be followed by regulations
- PFOS and PFOS are Hazardous Substances under CERCLA (2024)
 - USEPA has heard public utilities' concern about **CERCLA liability**
 - In September 2025, USEPA requested that Congress provide statutory language to exempt “passive receivers” (e.g., biosolids)



States with PFAS Guidelines in Biosolids


Other states
(with industrial
sources) have
enacted rules for
PFAS in biosolids



This map shows the distribution of states with enacted or planned regulations and/or guidance for PFAS in biosolids.


Source: ECOS Compendium of State PFAS Actions, April 2025

Water Quality Criteria



- In 2024, USEPA developed draft water quality criteria based on human health (fish consumption).
BACWA submitted comments.
- Eventually, federal water quality criteria **could** be added to the SF Bay Basin Plan to protect beneficial uses related to fishing in the Bay.
- **This effort is currently paused.**

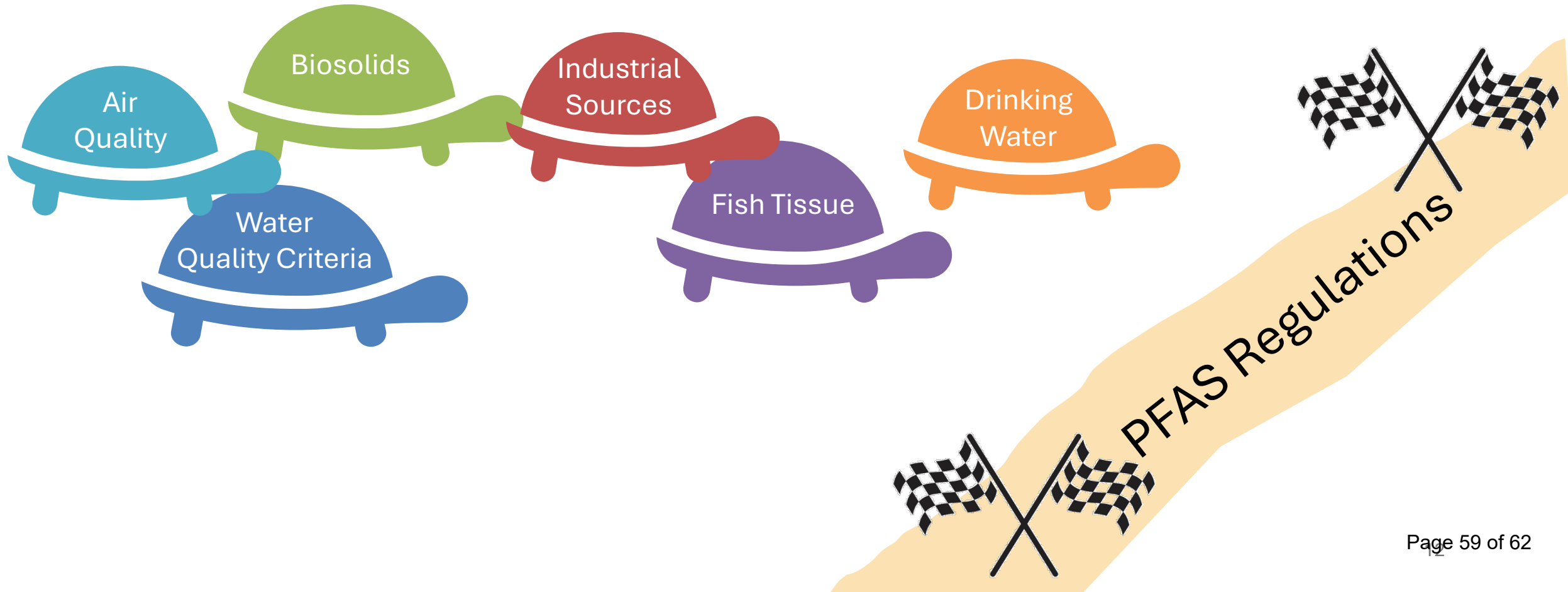
Air Quality



- Some PFAS compounds are volatile – air emissions *may* be a concern in the future
- Air emissions are critical for differentiating PFAS destruction from PFAS reduction
- Analytical methods for use in a regulatory context are still under development by USEPA and partners

PFAS Regulations for the Wastewater Sector:

A Slow Race to Limit “Forever” Chemicals



Methods and Monitoring

 USEPA – Planned-for *POTW Influent PFAS Study* is paused

 USEPA – Planning to promulgate PFAS Methods 1633 and 1621 as **Clean Water Act Methods**.

USEPA Schedule: Finalize March 2026

 **NPDES Permit Reissuances** will likely trigger PFAS effluent monitoring.

USEPA Schedule: Propose in Late 2025, Finalize by 2027

Source Control – Wins and Losses

- ✓ **Cosmetics:** Ban on intentionally-added PFAS in effect in 2025
- ✓ **Textiles:** Ban on intentionally-added PFAS in effect in 2025
- ✓ Department of Toxic Substances Control continues to consider PFAS in the Safer Consumer Products Program – evaluation of floor polishes and waxes underway in 2025-2026
- ✗ **SB 682:** Would have banned PFAS in cleaning products, ski wax, food packaging, dental floss, and cookware, but Governor vetoed
- ✗ **Toxic Substances Control Act (TSCA):** 2023 rule required reporting on manufactured and imported PFAS. EPA proposed new exemptions and extensions in Nov. 2025

ITEM NO. 14 ITEMS FROM THE COMMISSION AND STAFF

The Commission and staff may comment on items of general interest.

ITEM NO. 15 ADJOURNMENT